

**AGENDA  
IRVINE RANCH WATER DISTRICT  
BOARD OF DIRECTORS  
REGULAR MEETING**

**July 22, 2013**

**PLEDGE OF ALLEGIANCE**

**CALL TO ORDER**                    5:00 P.M., Board Room, District Office  
15600 Sand Canyon Avenue, Irvine, California

**ROLL CALL**                         Directors Matheis, LaMar, Swan, Withers and President Reinhart

**NOTICE**

If you wish to address the Board on any item, including Consent Calendar items, please file your name with the Secretary. Forms are provided on the lobby table. Remarks are limited to five minutes per speaker on each subject. Consent Calendar items will be acted upon by one motion, without discussion, unless a request is made for specific items to be removed from the Calendar for separate action.

---

**COMMUNICATIONS TO THE BOARD**

---

1.    A. Written:
- B. Oral: Mrs. Joan Irvine Smith's assistant relative to the Dyer Road Wellfield.

2.    **ITEMS RECEIVED TOO LATE TO BE AGENDIZED**

Recommendation: Determine that the need to discuss and/or take immediate action on item(s) introduced come to the attention of the District subsequent to the agenda being posted.

---

**PRESENTATION**

---

3.    **PUBLIC RELATIONS SOCIETY OF AMERICA OF ORANGE COUNTY**

Mr. Danny Craig from Public Relations Society of America of Orange County will present an award to Public Affairs and Conservation.

4.    **RESOLUTION OF COMMENDATION FOR WAYNE POSEY**

Recommendation: That the Board adopt a resolution commending Wayne Posey for his dedicated service to the District.

---

**PUBLIC HEARING**

**Next Resolution No. 2013-30**

5. REPORT ON WATER QUALITY RELATIVE TO PUBLIC HEALTH GOALS

Recommendation:

- a. Open the Hearing
- b. Inquire of the Secretary how the hearing was noticed
- c. Receive and file the affidavit of posting and proof of publication
- d. Inquire of the Secretary if there has been any written communications
- e. Request legal counsel to describe the nature of the proceedings
- f. Hear any person who wishes to speak concerning the report on water quality relative to the public health goals
- g. Board comments/discussion
- h. Close the Hearing and receive and file the report

---

**CONSENT CALENDAR**

**Items 6-12**

6. MINUTES OF REGULAR BOARD MEETING

Recommendation: That the minutes of the June 28, 2013 Adjourned Regular Board Meeting and July 8, 2013 Regular Board Meeting be approved.

7. RATIFY/APPROVE BOARD OF DIRECTORS' ATTENDANCE AT MEETINGS AND EVENTS

Recommendation: That the Board ratify/approve the meetings and events for Steven LaMar, Mary Aileen Matheis, Douglas Reinhart, Peer Swan and John Withers.

8. JUNE 2013 TREASURY REPORTS

Recommendation: That the Board receive and file the Treasurer's Investment Summary Report and the Monthly Interest Rate Swap Summary for June 2013; approve the June 2013 summary of payroll ach payments in the total amount of \$1,417,224 and approve the June 2013 accounts payable disbursement summary of warrants 339700 through 340673, workers' compensation distributions, wire transfers, payroll withholding distributions and voided checks in the total amount of \$51,300,220.

9. STRATEGIC MEASURES DASHBOARD

Recommendation: That the Board receive and file the Strategic Measures Dashboard and information items.

<b>CONSENT CALENDAR – Continued</b>	<b>Next Resolution No. 2013-30</b>	<b>Items 6-12</b>
<p>10. <u>URBAN RUNOFF DIVERSION PROJECT EXPENDITURE AUTHORIZATION</u></p> <p>Recommendation: That the Board approve an Expenditure Authorization for project 11631 (3633) in the amount of \$47,000 for the urban runoff diversion project.</p> <p>11. <u>PLANNING AREA 51 HERITAGE FIELDS REACH B SEWER AND RECYCLED WATER CAPITAL IMPROVEMENTS</u></p> <p>Recommendation: That the Board approve Expenditure Authorizations for projects 21139 (4266) and 30393 (4265) in the amounts of \$2,588,300 and \$887,700, respectively; and authorize the General Manager to execute a supplemental Reimbursement Agreement with Heritage Fields for Planning Area 51 Reach B Sewer and Recycled Water Capital Facilities.</p> <p>12. <u>REHABILITATION OF THE ZONE A RESERVOIR NO. 2 PROJECT - FINAL ACCEPTANCE</u></p> <p>Recommendation: That the Board accept construction of Rehabilitation of the Zone A Reservoir No. 2 project; authorize the General Manager to file a Notice of Completion; and authorize the release of retention 35 days after filing of the Notice of Completion.</p>		
<hr/> <b>ACTION CALENDAR</b> <hr/>		
<p>13. <u>PLANNING AREA 9B (STONEGATE) JEFFREY ROAD PIPELINES CONTRACT CHANGE ORDER</u></p> <p>Recommendation: That the Board approve a Contract Change Order in the amount of \$180,205 to the Reimbursement Agreement with the Irvine Community Development Company for Planning Area 9B Jeffrey Road pipelines, projects 10423 (1519), 30422 (1024), and 30389 (4176) to perform additional lateral work for a future IRWD pump station.</p> <p>14. <u>THREE-YEAR CATHODIC PROTECTION MONITORING PROGRAM CONSULTANT SELECTION FOR FISCAL YEARS 2013-14 THROUGH 2015-16</u></p> <p>Recommendation: That the Board authorize the General Manager to execute a Professional Services Agreement with RBF Consulting for \$236,505 for the three-year Cathodic Protection Monitoring Program for FY 2013-14 through FY 2015-16.</p>		

---

**OTHER BUSINESS**

---

Pursuant to Government Code Section 54954.2, members of the Board of Directors or staff may ask questions for clarification, make brief announcements, make brief reports on his/her own activities. The Board or a Board member may provide a reference to staff or other resources for factual information, request staff to report back at a subsequent meeting concerning any matter, or direct staff to place a matter of business on a future agenda. Such matters may be brought up under the General Manager's Report or Directors' Comments.

15. A. General Manager's Report

B. Directors' Comments

C. CLOSED SESSION:

- 1) Conference with Real Property Negotiator (Government Code Section 54956.8).  
Property: State project water entitlements to be added to various parcels—Portions of Sections 25, 26, 34, and 35 of T23S R19E MDB&M  
Negotiating Parties: Carpinteria Valley Water District and Dudley Ridge Water District  
Agency Negotiator: Paul Cook, General Manager  
Purpose of Negotiations: Price and Terms of Payment
- 2) Conference with Legal Counsel relative to anticipated litigation— Government Code Section 54956.9(d)(4) – initiation of litigation (one potential case) (potential settlement – construction contractor).
- 3) Conference with Legal Counsel relative to anticipated litigation- Government Code Section 54956.9(d)(2) - significant exposure to litigation (two potential cases)

D. Adjournment

\* \* \* \* \*

Availability of agenda materials: Agenda exhibits and other writings that are disclosable public records distributed to all or a majority of the members of the Irvine Ranch Water District Board of Directors in connection with a matter subject to discussion or consideration at an open meeting of the Board of Directors are available for public inspection in the District's office, 15600 Sand Canyon Avenue, Irvine, California ("District Office"). If such writings are distributed to members of the Board less than 72 hours prior to the meeting, they will be available from the District Secretary of the District Office at the same time as they are distributed to Board Members, except that if such writings are distributed one hour prior to, or during, the meeting, they will be available at the entrance to the Board of Directors Room of the District Office. The Irvine Ranch Water District Board Room is wheelchair accessible. If you require any special disability-related accommodations (e.g., access to an amplified sound system, etc.), please contact the District Secretary at (949) 453-5300 during business hours at least seventy-two (72) hours prior to the scheduled meeting. This agenda can be obtained in alternative format upon written request to the District Secretary at least seventy-two (72) hours prior to the scheduled meeting.

July 22, 2013

Prepared by: L. Bonkowski

Submitted by: P. Shields

Approved by: Paul Cook */ Paul Cook*

PRESENTATION

RESOLUTION COMMENDING WAYNE POSEY  
FOR HIS SERVICE TO THE DISTRICT

SUMMARY:

As Mr. Wayne Posey will retire from the District following 33 years of dedicated and outstanding service, staff has prepared a resolution (provided as Exhibit "A") to honor him at the Board meeting.

FISCAL IMPACTS:

Not applicable.

ENVIRONMENTAL COMPLIANCE:

Not applicable.

COMMITTEE STATUS:

Not applicable.

RECOMMENDATION:

THAT THE BOARD ADOPT THE FOLLOWING RESOLUTION BY TITLE:

RESOLUTION NO. 2013 –

RESOLUTION OF THE BOARD OF DIRECTORS  
OF IRVINE RANCH WATER DISTRICT COMMENDING  
WAYNE POSEY FOR HIS DEDICATED AND  
OUTSTANDING SERVICE TO THE DISTRICT.

LIST OF EXHIBITS:

Exhibit "A" – Resolution



# EXHIBIT "A"

## RESOLUTION NO. 2013-30

### RESOLUTION OF THE BOARD OF DIRECTORS OF IRVINE RANCH WATER DISTRICT COMMENDING WAYNE POSEY FOR HIS DEDICATED AND OUTSTANDING SERVICE TO THE DISTRICT

WHEREAS, Wayne Posey began his career at the Irvine Ranch Water District on August 18, 1980 as an Operator 1 where he performed work activities related to the operation of wastewater treatment and recycling processes and equipment of the Michelson Water Recycling Plant; and

WHEREAS, Wayne was promoted to Operator III in 1981; Wastewater Operations Supervisor in 1982; Wastewater Operations Manager in 1990; and in 1999 to the position of Director of Wastewater Operations which he holds today; and

WHEREAS, Wayne has provided the District with 33 years of outstanding service to the District in wastewater collection systems and treatment processing; and

WHEREAS, for the past 14 years, as the Director of Wastewater Operations, wayne directed all phases of operations and mechanical/electrical maintenance for the Michelson Wastewater Recycling Plant, the Los Alisos Water Recycling Plant, 960 miles of sewer collection system with 16 lift stations, the entire mechanical and electrical maintenance program for potable water distribution system and recycled water distribution system and the fat and oil grease management program. Additionally, he effectively managed an operations and maintenance annual budget of \$26 million and led a department of 64 employees; and

WHEREAS, Wayne is known for his extensive technical and leadership skills and has mentored many employees throughout his years with thoughtfulness and compassion; and

WHEREAS, during Wayne's tenure at the District, he has received many certifications including the California State Water Resources Control Board's Grade V Wastewater Treatment Plant Operator; California Water Environment Association's Grade III Collection System Maintenance and Mechanical Technical Technologist Certificate, the California Water Environment Association's Grade II Industrial Waste Treatment Plant Operator Certificate, the American Water Works Association's Grade II Water Distribution Operator Certificate, and the California Department of Health Services Grade II Water Treatment Operator Certificate; and

WHEREAS, Wayne is to be recognized for his team effort with Mark Gingras, Dave Hayden and Ray Resendez as a member of the *IRWD Raging Reclaimers*, who received regional and state honors from the California Water Pollution Control Associations' *Operations Challenge* competitions. The *Raging Reclaimers* participated in many events over several years and received first place regional honors for two consecutive years as well as first place in state competitions in the Mechanical Maintenance, Collection System and Laboratory categories; and

WHEREAS, in the late 1980's several District employees were involved with preserving three historical houses which were placed within the San Joaquin Wildlife Sanctuary and Wayne, his wife Cindi and three children spent more than 1,500 hours renovating both his house and two other homes. With all of these efforts, he was able to reside in one of the oldest of the three dwellings, a 1900 vintage three bedroom house for several years, enjoying the peace and serenity of this area.

NOW, THEREFORE, BE IT RESOLVED, the Board of Directors of the Irvine Ranch Water District commends Wayne Posey for his long and loyal service. His dedication and outstanding service to the District stands as an example to all employees. On this occasion, the Board extends its best wishes to Wayne in his retirement.

SIGNED and APPROVED this 22nd day of July 2013.

---

President, IRVINE RANCH WATER DISTRICT  
and of the Board of Directors thereof

---

Secretary, IRVINE RANCH WATER DISTRICT  
and of the Board of Directors thereof



AS  
July 22, 2013  
Prepared by: L. Oldewage  
Submitted by: K. Burton *(initials)*  
Approved by: Paul Cook *(signature)*

PUBLIC HEARING

REPORT ON WATER QUALITY RELATIVE TO PUBLIC HEALTH GOALS

SUMMARY:

Staff is presenting the 2013 Report on Water Quality Relative to Public Health Goals, a triennial report required by the California Health and Safety Code summarizing constituents detected in the District's water supply at levels exceeding applicable Public Health Goals or Maximum Contaminant Level Goals during calendar years 2010, 2011 and 2012. Staff recommends that a public hearing regarding the report be held on July 22, 2013 at the District's Regular Board meeting to accept any public comments that may be provided regarding the report.

BACKGROUND:

The California Health and Safety Code, Section 116470, requires public water systems with more than 10,000 service connections to prepare a brief written report that provides information regarding the detection of any contaminants above the Public Health Goals adopted by the State Office of Environmental Health Hazard Assessment or the Maximum Contaminant Level Goals set by the United States Environmental Protection Agency. These reports are intended to provide information to the public in addition to the Consumer Confidence Report that is mailed annually to each customer. The California Department of Public Health does not require public water systems to take any action to reduce or eliminate any exceedance of a public health goal.

A public water system that is required to prepare a Public Health Goal Report is also required to hold a public hearing for the purpose of accepting and responding to public comments regarding the report. The public hearing may be part of any regularly scheduled meeting. Due to the detection of a number of contaminants detected in the IRWD potable water system above the Public Health Goals, the District is required to prepare a Public Health Goal Report and hold a public hearing. The report has been prepared and is attached as Exhibit "A", and a public hearing regarding the report will be held on July 22, 2013 at the District's Regular Board meeting to accept any public comments that may be provided regarding the report.

**OUTLINE OF PROCEEDINGS**

President: Declare this to be the time and place for the hearing on the report on water quality's public health goals, and declare the hearing open.

Request the Secretary to report the manner by which the Notice of Hearing was given.

Secretary: The Notice of this hearing was published in the Orange County Register on July 15, 2013. A Notice was also posted in the District office on June 26, 2013.

The Secretary presents an Affidavit of Posting and the Proof of Publication for the Board to receive and file.

Board: RECOMMENDATION: RECEIVE AND FILE THE AFFIDAVIT OF POSTING AND THE PROOF OF PUBLICATION PRESENTED BY THE SECRETARY.

President: Inquire of the Secretary whether there have been any written communications.

Secretary: Respond.

President: Request legal counsel to describe the nature of the proceeding.

Counsel: Describe the proceeding.

President: Inquire if staff would like to give a report.

Staff: Respond.

President: Inquire whether there is anyone present who wishes to address the Board concerning the report on water quality relative to public health goals.

Inquire whether there are any comments or questions from members of the Board of Directors. State that the hearing will be closed and the Board is to receive and file the report.

Board: RECOMMENDATION: THAT THE HEARING BE CLOSED AND THAT THE REPORT ON WATER QUALITY RELATIVE TO PUBLIC HEALTH GOALS BE RECEIVE AND FILED.

FISCAL IMPACTS:

None.

COMMITTEE STATUS:

This item was not reviewed by a Committee.

ENVIRONMENTAL COMPLIANCE:

Not applicable.

LIST OF EXHIBITS:

Exhibit "A" – Report on Water Quality Relative to Public Health Goals PWS #3010092

# EXHIBIT "A"

## IRVINE RANCH WATER DISTRICT REPORT ON WATER QUALITY RELATIVE TO PUBLIC HEALTH GOALS PWS #3010092

### BACKGROUND:

Provisions of the California Health and Safety Code (Reference No. 1) specify that larger (>10,000 service connections) water utilities prepare a special report by July 1, 2013 if their water quality measurements have exceeded any Public Health Goals (PHGs). PHGs are non-enforceable goals established by the California Environmental Protection Agency's (Cal-EPA's) Office of Environmental Health Hazard Assessment (OEHHA). The law also requires that where OEHHA has not adopted a PHG for a constituent, the water suppliers are to use the Maximum Contaminant Level Goals (MCLGs) adopted by United States Environmental Protection Agency (USEPA). Only constituents which have a California primary drinking water standard and for which either a PHG or MCLG has been set are to be addressed. (Reference No. 2 is a list of all regulated constituents with the Maximum Contaminant Levels (MCLs) and PHGs or MCLGs.

There are a few constituents that are routinely detected in water systems at levels usually well below the drinking water standards for which no PHG or MCLG has yet been adopted by OEHHA or USEPA. These will be addressed in a future required report after a PHG has been adopted.

The law specifies what information is to be provided in the report. (See Reference No. 1)

If a constituent was detected in the District's water supply in 2010, 2011 or 2012 at a level exceeding an applicable PHG or MCLG, this report provides the information required by the law. Included is the numerical public health risk associated with the MCL and the PHG or MCLG, the category or type of risk to health that could be associated with each constituent, the best treatment technology available that could be used to reduce the constituent level, and an estimate of the cost to install that treatment if it is appropriate and feasible.

### What Are PHGs?

PHGs are set by the California Office of Environmental Health Hazard Assessment (OEHHA) which is part of Cal-EPA and are based solely on public health risk considerations. None of the practical risk-management factors that are considered by the USEPA or the California Department of Public Health (CDPH) in setting drinking water standards (MCLs) are considered in setting the PHGs. These factors include analytical detection capability, treatment technology available, benefits and costs. The PHGs are not enforceable and are not required to be met by any public water system. MCLGs are the federal equivalent to PHGs.

### Water Quality Data Considered:

All of the water quality data collected by the District's system from 2010 to 2012 for purposes of determining compliance with drinking water standards was considered. This data was summarized in our Annual Consumer Confidence Reports which were distributed to all of our customers in 2011, 2012 and 2013.

### Guidelines Followed:

The Association of California Water Agencies (ACWA) formed a workgroup which prepared guidelines for water utilities to use in preparing these newly required reports. The ACWA guidelines were used in the preparation of this report. No guidance was available from state regulatory agencies.

### Best Available Treatment Technology and Cost Estimates:

Both the USEPA and CDHS adopt what are known as Best Available Technologies (BATs) which are the best known methods of reducing contaminant levels to the MCL. Costs can be estimated for such technologies. However, since many PHGs and all MCLGs are set much lower than the MCL, it is not always possible or feasible to determine what treatment is needed to further reduce a constituent downward to or near the PHG or MCLG, many of which are set at zero. Estimating the costs to reduce a constituent to zero is difficult, if not impossible because it is not possible to verify by analytical means that the level has been lowered to zero. In some cases, installing treatment to try and further reduce very low levels of one constituent may have adverse effects on other aspects of water quality.

### CONSTITUENTS DETECTED THAT EXCEED A PHG OR A MCLG:

The following is a discussion of constituents that were detected in one or more of the District's drinking water sources at levels above the PHG, or if no PHG, above the MCLG.

#### Arsenic:

The PHG for arsenic is 0.004 parts per billion (ppb). The MCL, or drinking water standard, for arsenic is 10 ppb. We have detected arsenic in 12 of our 27 wells at the following levels: 2.9 ppb in Dyer Road Well Field (DRWF) Well 1, 5.1 ppb in DRWF Well 2, 2.8 ppb in DRWF Well 4, 5.7 ppb in DRWF Well 5, 4.6 ppb in DRWF Well 6, 2.1 ppb in DRWF Well 15, 5.1 ppb in DRWF Well 18, 3.8 ppb in Irvine Desalter Project (IDP) Well 76, 3.9 ppb in IDP Well 77, 4.6 ppb in IDP Well 107, 8.2 ppb in IDP Well 110 and 4.9 ppb in IDP Well 115. Arsenic was detected in product water from the IDP Potable Treatment Plant (IDP/PTP) at a level of 6.0 ppb. Arsenic was detected in imported water purchased from the Metropolitan Water District of Southern California (MWD), the highest level was 2.3 ppb and was not detected in the most recent sample. These levels were below the MCL. The category of health risk associated with arsenic, and the reason that a drinking water standard was adopted for it, is that some people who drink water containing arsenic above the MCL over many years may experience skin damage or circulatory system problems, and may have an increased risk of cancer. The numerical health risk for a PHG of 0.004 ppb is  $1 \times 10^{-6}$  (1 in 1,000,000). The BATs for arsenic to lower the level below the MCL are Reverse Osmosis (RO), Ion Exchange (IE), activated alumina, lime softening, electrodialysis reversal, oxidation/filtration or coagulation/filtration. RO or IE would be required to attempt to lower the arsenic levels to below the PHG. The IDP Potable Treatment Plant (PTP) is an RO facility which reduces arsenic levels in water from the IDP wells, though the plant would probably need to be operated with 0% bypass to meet the PHG. The estimated cost to install and operate such a treatment system on DRWF Wells 1, 2, 4, 5, 6, 15 and 18 that would reliably reduce the arsenic levels to below the PHG would be approximately \$14,535,000 per year including annualized capital and O&M costs. The estimated cost to install and operate such a treatment system at each MWD turnout that would reliably reduce the arsenic level to below the PHG would be approximately \$209,781,000 per year including annualized capital and

O&M costs. This would result in an assumed increased cost for each customer of \$2,476 per year.

#### Gross Alpha Activity:

OEHHA has not established a PHG for gross alpha activity. The MCLG for gross alpha activity is 0 pCi/l. The MCL, or drinking water standard, for gross alpha activity is 15 pCi/l. We have detected gross alpha activity in 7 of our 27 wells at the following levels: 3.0 pCi/l in DRWF Well 13, 3.1 pCi/l in DRWF Well 16, 8.6 pCi/l in IDP Well 76, 10 pCi/l in IDP Well 77, 8.3 pCi/l in IDP Well 107, 9.4 pCi/l in IDP Well 110 and 7.3 pCi/l in IDP Well 115. The IDP/PTP is an RO facility which reduces gross alpha activity levels in water from the IDP wells. Gross alpha activity was detected in the IDP/PTP product water at a level of 4.6 pCi/l. Gross alpha activity was detected in imported water purchased from MWD, the highest level was 5.6 pCi/l and the most recent sample was 3.0 pCi/l. All of these levels were below the MCL. The category of health risk associated with gross alpha activity, and the reason that a drinking water standard was adopted for it, is that people who drink water containing gross alpha activity above the MCL throughout their lifetime could experience an increased risk of cancer. The numerical health risk for a MCLG of 0 pCi/l is 0. The BATs for gross alpha activity to lower the level below the MCL are RO, IE, lime softening or coagulation/filtration. RO or IE would be required to attempt to lower the gross alpha activity level to the MCLG. The IDP PTP is an RO facility which reduces gross alpha activity levels in water from the IDP wells, though the plant would probably need to be operated with 0% bypass to meet the PHG. The estimated cost to install and operate such a treatment system on DRWF Wells 13 and 16 that would reliably reduce the gross alpha activity levels to below the PHG would be approximately \$4,153,000 per year including annualized capital and O&M costs. The estimated cost to install and operate such a treatment system at each MWD turnout that would reliably reduce the gross alpha activity level to the MCLG would be approximately \$209,781,000 per year including annualized capital and O&M costs. This would result in an assumed increased cost for each customer of \$2,361 per year.

#### Gross Beta Activity:

OEHHA has not established a PHG for gross beta activity. The MCLG for gross beta activity is 0 pCi/l. The MCL or drinking water standard for gross beta activity is 50 pCi/l. Gross beta activity was detected in imported water purchased from MWD, the highest level detected was 4.3 pCi/l and was not detected in the most recent sample. All of these levels were below the MCL. The category of health risk associated with gross beta activity, and the reason that a drinking water standard was adopted for it, is that people who drink water containing gross beta activity above the MCL throughout their lifetime could experience an increased risk of cancer. The numerical health risk for a MCLG of 0 pCi/l is 0. The BATs for gross beta activity to lower the level below the MCL are RO, IE, lime softening or coagulation/filtration. RO or IE would be required to attempt to lower the gross beta activity level to the MCLG. The estimated cost to install and operate such a treatment system at each MWD turnout that would reliably reduce the gross beta activity level to the MCLG would be approximately \$209,781,000 per year including annualized capital and O&M costs. This would result in an assumed increased cost for each customer of \$2,316 per year.

#### Uranium:

The PHG for uranium is 0.43 pCi/l. The MCL, or drinking water standard, for uranium is 20 pCi/l. We have detected uranium in 12 of our 27 wells at the following levels: 1.3 pCi/ in

DRWF Well 7, 1.2 pCi/ in DRWF Well 10, 1.8 pCi/ in DRWF Well 12, 1.6 pCi/ in DRWF Well 13, 1.9 pCi/ in DRWF Well 16, 2.1 pCi/ in DRWF Well 17, 1.1 pCi/ in DRWF Well 18, 9.3pCi/l in IDP Well 76, 9.5 pCi/l in IDP Well 77, 8.1 pCi/l in IDP Well 107, 8.6 pCi/l in IDP Well 110 and 5.8 pCi/l in IDP Well 115. The IDP/PTP is an RO facility which reduces uranium levels in water from the IDP wells. Uranium was detected in the IDP/PTP product water at a level of 2.9 pCi/l. Uranium was detected in imported water purchased from MWD, the highest level detected was 3.3 pCi/l and the most recent sample was 2.0 pCi/l. These levels were below the MCL. The category of health risk associated with uranium, and the reason that a drinking water standard was adopted for it, is that people who drink water containing uranium above the MCL throughout their lifetime could experience kidney problems or an increased risk of cancer. The numerical health risk for a PHG of 0.43 pCi/l is  $1 \times 10^{-6}$  (1 in 1,000,000). The BATs for uranium to lower the level below the MCL are RO, IE, lime softening or coagulation/filtration. RO or IE would be required to attempt to lower the uranium level to below the PHG. The IDP PTP is an RO facility which reduces uranium levels in water from the IDP wells, though the plant would probably need to be operated with 0% bypass to meet the PHG. The estimated cost to install and operate such a treatment system on DRWF Wells 7, 10, 12, 13, 16, 17 and 18 that would reliably reduce the uranium level to below the PHG would be approximately \$11,647,000 per year including annualized capital and O&M costs. The estimated cost to install and operate such a treatment system at each MWD turnout that would reliably reduce the gross beta activity level to the MCLG would be approximately \$209,781,000 per year including annualized capital and O&M costs. This would result in an assumed increased cost for each customer of \$2,443 per year.

#### Radium 228:

The PHG for radium 228 is 0.019 pCi/l. The MCL, or drinking water standard, for combined radium 226 and radium 228 is 5 pCi/l. We have detected radium 228 in 1 of our 27 wells at a level 1.0 pCi/l in IDP Well #110. The level detected were below the MCL. The category of health risk associated with radium 228, and the reason that a drinking water standard was adopted for it, is that people who drink water containing radium 228 above the MCL throughout their lifetime could experience an increased risk of cancer. The numerical health risk for a PHG of 0.019 pCi/l is  $1 \times 10^{-6}$  (1 in 1,000,000). The BATs for radium 228 to lower the level below the MCL are RO, IE, lime softening or coagulation/filtration. RO or IE would be required to attempt to lower the radium 228 levels to below the PHG. The IDP/PTP is an RO facility which reduces Radium 228 levels in water from the IDP wells. The IDP/PTP product water was analyzed for Radium 228 and it was not detected, therefore no cost estimate was prepared.

#### Combined Treatment Cost

Since the same technology is utilized to treat all of the constituents included in this report each of the locations above should only require a single treatment facility each to reduce levels of all of these constituents to below the PHG or MCLG. The estimated cost to install and operate such s treatment system on DRWF Wells 1, 2, 4, 5, 6, 7, 10, 12, 13, 16, 17 and 18 that would reliably reduce the levels of the above constituents to levels below the PHG or MCLG would be approximately \$19,966,000 per year including annualized capital and O&M costs. The estimated cost to install and operate such a treatment system at each MWD turnout that would reliably reduce the gross beta activity level to the MCLG would be approximately \$209,781,000 per year including annualized capital and O&M costs. This would result in an assumed increased cost for each customer of \$2,535 per year to lower the levels of Arsenic, gross alpha activity, gross beta activity and uranium to levels below the PHG or MCLG.

#### SUMMARY OF PHG EXCEEDENCES:

CONTAMINANT	UNITS	PHG [MCLG]	MCL	Level of Detection	Status
Arsenic	ppb	0.004	10	ND – 8.2	1
Gross Alpha Activity	pCi/L	[0]	15	ND – 10	1
Gross Beta Activity	pCi/L	[0]	50	ND – 4.3	1
Uranium	pCi/L	0.43	20	ND – 9.5	1

Notes: Tetrachloroethylene (PCE), perchlorate and fluoride were reported in 2010 PHG report, but are not required to be reported in 2013 PHG report.

Status: 1 – Reported in 2010 PHG report

2 – Not reported in 2010 PHG report, new PHG promulgated by CDPH

3 – Not reported in 2010 PHG report with previously existing PHG

#### RECOMMENDATIONS FOR FURTHER ACTION:

The drinking water quality of the Irvine Ranch Water District meets all State of California, Department of Public Health and USEPA drinking water standards set to protect public health. To further reduce the levels of the constituents identified in this report that are already significantly below the health-based Maximum Contaminant Levels established to provide “safe drinking water”, additional costly treatment processes would be required. The effectiveness of the treatment processes to provide any significant reductions in constituent levels at these already low values is uncertain. The health protection benefits of these further hypothetical reductions are not at all clear and may not be quantifiable. Therefore, no action is proposed.

#### REFERENCES:

- No.1 Excerpt from California Health & Safety Code: Section 116470 (b)
- No.2 Table of Regulated Constituents with MCLs, PHGs or MCLGs

CALIFORNIA PUBLIC HEALTH GOAL REQUIREMENTS  
REFERENCE NO. 1

California Health and Safety Code  
Section 116470

(b) On or before July 1, 1998, and every three years thereafter, public water systems serving more than 10,000 service connections that detect one or more contaminants in drinking water that exceed the applicable public health goal, shall prepare a brief written report in plain language that does all of the following:

(1) Identifies each contaminant detected in drinking water that exceeds the applicable public health goal.

(2) Discloses the numerical public health risk, determined by the office, associated with the maximum contaminant level for each contaminant identified in paragraph (1) and the numerical public health risk determined by the office associated with the public health goal for that contaminant.

(3) Identifies the category of risk to public health, including, but not limited to, carcinogenic, mutagenic, teratogenic, and acute toxicity, associated with exposure to the contaminant in drinking water, and includes a brief plainly worded description of these terms.

(4) Describes the best available technology, if any is then available on a commercial basis, to remove the contaminant or reduce the concentration of the contaminant. The public water system may, solely at its own discretion, briefly describe actions that have been taken on its own, or by other entities, to prevent the introduction of the contaminant into drinking water supplies.

(5) Estimates the aggregate cost and the cost per customer of utilizing the technology described in paragraph (4), if any, to reduce the concentration of that contaminant in drinking water to a level at or below the public health goal.

(6) Briefly describes what action, if any, the local water purveyor intends to take to reduce the concentration of the contaminant in public drinking water supplies and the basis for that decision.

(c) Public water systems required to prepare a report pursuant to subdivision (b) shall hold a public hearing for the purpose of accepting and responding to public comment on the report. Public water systems may hold the public hearing as part of any regularly scheduled meeting.

(d) The department shall not require a public water system to take any action to reduce or eliminate any exceedance of a public health goal.

(e) Enforcement of this section does not require the department to amend a public water system's operating permit.

(f) Pending adoption of a public health goal by the Office of Environmental Health Hazard Assessment pursuant to subdivision (c) of Section 116365, and in lieu thereof, public water systems shall use the national maximum contaminant level goal adopted by the United States Environmental Protection Agency for the corresponding contaminant for purposes of complying with the notice and hearing requirements of this section.

(g) This section is intended to provide an alternative form for the federally required consumer confidence report as authorized by 42 U.S.C. Section 300g-3(c).



Reference No. 2

**2013 PHG Triennial Report: Calendar Years 2010-2011-2012**

**MCLs, DLRs, and PHGs for Regulated Drinking Water Contaminants**  
 (Units are in milligrams per liter (mg/L), unless otherwise noted.)

Last Update: February 12, 2013

(Reference: <http://www.cdph.ca.gov/ceh/cdc/drinkingwater/Pages/MCLsandPHGs.aspx>)

This table includes:

- CDPH's maximum contaminant levels (MCLs)
- CDPH's detection limits for purposes of reporting (DLRs)
- Public health goals (PHGs) from the Office of Environmental Health Hazard Assessment (OEHHA)
- PHGs for NDMA and 1,2,3-Trichloropropane (1,2,3-TCP is unregulated) are at the bottom of this table
- The federal MCLG for chemicals without a PHG, microbial contaminants, and the DLR for 1,2,3-TCP

Constituent	MCL	DLR	PHG or (MCLG)	Date of PHG
<b>Chemicals with MCLs in 22 CCR §64431—Inorganic Chemicals</b>				
Aluminum	1	0.05	0.6	2001
Antimony	0.006	0.006	0.02	1997
Arsenic	0.010	0.002	0.000004	2004
Asbestos (MFL = million fibers per liter; for fibers >10 microns long)	7 MFL	0.2 MFL	7 MFL	2003
Barium	1	0.1	2	2003
Beryllium	0.004	0.001	0.001	2003
Cadmium	0.005	0.001	0.00004	2006
Chromium, Total - OEHHA withdrew the 1999 0.0025 mg/L PHG in Nov 2001	0.05	0.01	(0.100)	
Chromium, Hexavalent (Chromium-6) - MCL to be established - currently regulated under the total chromium MCL	--	0.001	0.00002	2011
Cyanide	0.15	0.1	0.15	1997
Fluoride	2	0.1	1	1997
Mercury (inorganic)	0.002	0.001	0.0012	1999 (rev2005)*
Nickel	0.1	0.01	0.012	2001
Nitrate (as NO <sub>3</sub> )	45	2	45	1997
Nitrite (as N)	1 as N	0.4	1 as N	1997
Nitrate + Nitrite	10 as N	0.4	10 as N	1997
Perchlorate	0.006	0.004	0.006	2004
Selenium	0.05	0.005	0.03	2010
Thallium	0.002	0.001	0.0001	1999 (rev2004)
<b>Copper and Lead, 22 CCR §64672.3</b>				
<i>Values referred to as MCLs for lead and copper are not actually MCLs; instead, they are called "Action Levels" under the lead and copper rule</i>				
Copper	1.3	0.05	0.3	2008
Lead	0.015	0.005	0.0002	2009

Reference No. 2

Constituent	MCL	DLR	PHG or (MCLG)	Date of PHG
<b>Radionuclides with MCLs in 22 CCR §64441 and §64443—Radioactivity</b>				
[units are picocuries per liter (pCi/L), unless otherwise stated; n/a = not applicable]				
Gross alpha particle activity - OEHHA concluded in 2003 that a PHG was not practical	15	3	(zero)	n/a
Gross beta particle activity - OEHHA concluded in 2003 that a PHG was not practical	4 mrem/yr	4	(zero)	n/a
Radium-226	--	1	0.05	2006
Radium-228	--	1	0.019	2006
Radium-226 + Radium-228	5	--	(zero)	--
Strontium-90	8	2	0.35	2006
Tritium	20,000	1,000	400	2006
Uranium	20	1	0.43	2001
<b>Chemicals with MCLs in 22 CCR §64444—Organic Chemicals</b>				
<b>(a) Volatile Organic Chemicals (VOCs)</b>				
Benzene	0.001	0.0005	0.00015	2001
Carbon tetrachloride	0.0005	0.0005	0.0001	2000
1,2-Dichlorobenzene	0.6	0.0005	0.6	1997 (rev2009)
1,4-Dichlorobenzene (p-DCB)	0.005	0.0005	0.006	1997
1,1-Dichloroethane (1,1-DCA)	0.005	0.0005	0.003	2003
1,2-Dichloroethane (1,2-DCA)	0.0005	0.0005	0.0004	1999 (rev2005)
1,1-Dichloroethylene (1,1-DCE)	0.006	0.0005	0.01	1999
cis-1,2-Dichloroethylene	0.006	0.0005	0.1	2006
trans-1,2-Dichloroethylene	0.01	0.0005	0.06	2006
Dichloromethane (Methylene chloride)	0.005	0.0005	0.004	2000
1,2-Dichloropropane	0.005	0.0005	0.0005	1999
1,3-Dichloropropane	0.0005	0.0005	0.0002	1999 (rev2006)
Ethylbenzene	0.3	0.0005	0.3	1997
Methyl tertiary butyl ether (MTBE)	0.013	0.003	0.013	1999
Monochlorobenzene	0.07	0.0005	0.2	2003
Styrene	0.1	0.0005	0.0005	2010
1,1,2,2-Tetrachloroethane	0.001	0.0005	0.0001	2003
Tetrachloroethylene (PCE)	0.005	0.0005	0.00006	2001
Toluene	0.15	0.0005	0.15	1999
1,2,4-Trichlorobenzene	0.005	0.0005	0.005	1999
1,1,1-Trichloroethane (1,1,1-TCA)	0.2	0.0005	1	2006
1,1,2-Trichloroethane (1,1,2-TCA)	0.005	0.0005	0.0003	2006
Trichloroethylene (TCE)	0.005	0.0005	0.0017	2009
Trichlorofluoromethane (Freon 11)	0.15	0.005	0.7	1997
1,1,2-Trichloro-1,2,2-Trifluoroethane (Freon 113)	1.2	0.01	4	1997 (rev2011)
Vinyl chloride	0.0005	0.0005	0.00005	2000
Xylenes	1.75	0.0005	1.8	1997

Reference No. 2

Constituent	MCL	DLR	PHG or (MCLG)	Date of PHG
<b>Chemicals with MCLs in 22 CCR §6444—Organic Chemicals</b>				
<b>(b) Non-Volatile Synthetic Organic Chemicals (SOCs)</b>				
Alachlor	0.002	0.001	0.004	1997
Atrazine	0.001	0.0005	0.00015	1999
Bentazon	0.018	0.002	0.2	1999 (rev2009)
Benzo(a)pyrene	0.0002	0.0001	0.000007	2010
Carbofuran	0.018	0.005	0.0017	2000
Chlordane	0.0001	0.0001	0.00003	1997 (rev2006)
Dalapon	0.2	0.01	0.79	1997 (rev2009)
1,2-Dibromo-3-chloropropane (DBCP)	0.0002	0.00001	0.0000017	1999
2,4-Dichlorophenoxyacetic acid (2,4-D)	0.07	0.01	0.02	2009
Di(2-ethylhexyl)adipate	0.4	0.005	0.2	2003
Di(2-ethylhexyl)phthalate (DEHP)	0.004	0.003	0.012	1997
Dinoseb	0.007	0.002	0.014	1997 (rev2010)
Diquat	0.02	0.004	0.015	2000
Endrin	0.002	0.0001	0.0018	1999 (rev2008)
Endothal	0.1	0.045	0.58	1997
Ethylene dibromide (EDB)	0.00005	0.00002	0.00001	2003
Glyphosate	0.7	0.025	0.9	2007
Heptachlor	0.00001	0.00001	0.000008	1999
Heptachlor epoxide	0.00001	0.00001	0.000006	1999
Hexachlorobenzene	0.001	0.0005	0.00003	2003
Hexachlorocyclopentadiene	0.05	0.001	0.05	1999
Lindane	0.0002	0.0002	0.000032	1999 (rev2005)
Methoxychlor	0.03	0.01	0.00009	2010
Molinate	0.02	0.002	0.001	2008
Oxamyl	0.05	0.02	0.026	2009
Pentachlorophenol	0.001	0.0002	0.0003	2009
Picloram	0.5	0.001	0.5	1997
Polychlorinated biphenyls (PCBs)	0.0005	0.0005	0.00009	2007
Simazine	0.004	0.001	0.004	2001
2,4,5-TP (Silvex)	0.05	0.001	0.025	2003
2,3,7,8-TCDD (dioxin)	$3 \times 10^{-8}$	$5 \times 10^{-9}$	$5 \times 10^{-11}$	2010
Thiobencarb	0.07	0.001	0.07	2000
Toxaphene	0.003	0.001	0.00003	2003

Reference No. 2


Constituent	MCL	DLR	PHG or (MCLG)	Date of PHG
<b>Chemicals with MCLs In 22 CCR §64533—Disinfection Byproducts</b>				
Total Trihalomethanes	0.080	--	--	--
Bromodichloromethane	--	0.0010	(zero)	--
Bromoform	--	0.0010	(zero)	--
Chloroform	--	0.0010	(0.07)	--
Dibromochloromethane	--	0.0010	(0.06)	--
Haloacetic Acids (five) (HAA5)	0.060	--	--	--
Monochloroacetic Acid	--	0.0020	(0.07)	--
Dichloroacetic Acid	--	0.0010	(zero)	--
Trichloroacetic Acid	--	0.0010	(0.02)	--
Monobromoacetic Acid	--	0.0010	--	--
Dibromoacetic Acid	--	0.0010	--	--
Bromate	0.010	0.0050 or 0.0010 <sup>a</sup>	0.0001	2009
Chlorite	1.0	0.020	0.05	2009
<b>Microbiological Contaminants (TT = Treatment Technique)</b>				
Coliform % positive samples	%	5	(zero)	
<i>Cryptosporidium</i> **		TT	(zero)	
<i>Giardia lamblia</i> **		TT	(zero)	
<i>Legionella</i> **		TT	(zero)	
Viruses**		TT	(zero)	
<b>Chemicals with PHGs established in response to CDPH requests. These are <u>not</u> currently regulated drinking water contaminants.</b>				
N-Nitrosodimethylamine (NDMA)	--	--	0.000003	2006
1,2,3-Trichloropropane	--	0.000005	0.000007	2009

**Notes:**

<sup>a</sup> CDPH will maintain a 0.0050 mg/L DLR for bromate to accommodate laboratories that are using EPA Method 300.1. However, laboratories using EPA Methods 317.0 Revision 2.0, 321.8, or 326.0 must meet a 0.0010 mg/L MRL for bromate and should report results with a DLR of 0.0010 mg/L per Federal requirements.

\*OEHHA's review of this chemical during the year indicated (rev20XX) resulted in no change in the PHG

\*\* Surface water treatment = TT

July 22, 2013  
Prepared and  
Submitted by: L. Bonkowski  
Approved by: P. Cook 

CONSENT CALENDAR

MINUTES OF ADJOURNED REGULAR BOARD MEETING  
AND REGULAR BOARD MEETING

SUMMARY:

Provided are the minutes of the June 28, 2013 Adjourned Regular Board Meeting and July 8, 2013 Regular Board meeting for approval.

FISCAL IMPACTS:

None.

ENVIRONMENTAL COMPLIANCE:

Not applicable.

COMMITTEE STATUS:

Not applicable.

RECOMMENDATION:

THAT THE MINUTES OF THE JUNE 28, 2013 ADJOURNED REGULAR BOARD MEETING AND JULY 8, 2013 REGULAR BOARD MEETING BE APPROVED AS PRESENTED.

LIST OF EXHIBITS:

Exhibit "A" – Minutes – June 28, 2013  
Exhibit "B" – Minutes – July 8, 2013



## EXHIBIT "A"

### MINUTES OF ADJOURNED REGULAR MEETING – JUNE 28, 2013

The adjourned regular meeting of the Board of Directors of the Irvine Ranch Water District (IRWD) was called to order at 11:00 a.m. by President Reinhart on June 28, 2013 in the District's Multi-purpose Room, 15600 Sand Canyon Avenue, Irvine, California.

Directors Present: LaMar, Matheis, Reinhart, Withers and Swan

Directors Absent: None.

Also Present: General Manager Cook, Executive Director of Operations Shields, Executive Director of Finance Clary, Executive Director of Engineering Burton, Executive Director of Water Policy Heiertz, Director of Risk Management and Treasury Jacobson, Director of Public Affairs Beeman, Director of Administrative Services Mossbarger, Assistant Director of Conservation Sanchez, Secretary Bonkowski, Legal Counsel Arneson, Director of Water Resources Weghorst, Mr. Christopher Smithson, Ms. Amy McNulty, Mr. Dave Ferguson, Mr. Loren Lillstrand, Mr. Bruce Newell, and Mr. Peter Herzog.

WRITTEN COMMUNICATION: None.

ORAL COMMUNICATION: None.

### REVIEW AGENDA AND DESIRED OUTCOMES

General Manager Cook reviewed the agenda and desired outcomes.

### DRAFT WATER EFFICIENCY PLAN

Using a PowerPoint presentation, Ms. Fiona Sanchez provided an update on staff's efforts to update the Water Efficiency Plan to reflect changes in legislation and shifts in long-term water use patterns. Ms. Sanchez said that in 2005, a Conservation Business Plan was adopted which provided more focus and targeted approach to the conservation program and consisted of the following elements: policy leadership; rate structure improvements; focused customer interface; education and outreach initiatives; research and technology advancement; and tactical conservation initiatives.

Ms. Sanchez described the Water Conservation Act of 2009, referred to as 20 x 2020, which marked a major change in conservation where for the first time the state mandated a reduction in daily per capita water use (gpcd). She said that the state is required to achieve a statewide 20% reduction in per capita use by 2020. IRWD's 20 x 2020 target is 171 gpcd. Actual use for 2012 was 135.3 gpcd. This reflects a combination of IRWD's conservation efforts, combined with impacts from the recent economic downturn and drought. Ongoing conservation efforts will maintain IRWD's gpcd at a level that meets or is below the 20 x 2020 target.

Ms. Sanchez said that although IRWD implements a portfolio of programs designed to target and reach each customer segment, staff conducted an analysis of IRWD water use in order to assess where the most potential for additional conservation exists. She said that as the charts indicate, residential represents 87% of total customer accounts and 45% of use. Commercial and industrial only represents 6% of accounts, but 21% of total use. A significant amount, 26%, of non-residential landscape is irrigated with recycled water. Potable non-residential landscape only represents 2% of customer accounts and 8% of total use.

Ms. Sanchez said that staff is proposing to continue to implement all of the elements of the Plan. Staff proposes continuing cost-effective indoor programs, but switching the majority of the water efficiency program focus to residential outdoor water use. Programs will also continue to be designed and offered for landscape irrigation and commercial and industrial customers. In all cases, programs will be designed to leverage regional rebate and grant funding. She said that staff is proposing to use the term “CalScape” to brand the new outdoor water use program, which is a combination of either California or Climate Appropriate Landscape and Landscape which incorporates choosing the right plants - climate appropriate; watering the right amount at the right time; and selecting and maintaining the right irrigation equipment.

Ms. Sanchez said that staff will work closely with Public Affairs to create new outreach campaigns and messaging to support the new initiative, integrating feedback from the recent customer outreach surveys and focus groups. In response to Director Reinhart’s inquiry, Ms. Sanchez said that staff often attends homeowner association meetings for outreach opportunities. Director Reinhart asked staff to reach out to cities relative to our rates to educate them on the District’s tier rate structure. In response to Director Swan’s suggestion, Ms. Sanchez said that she could include household per capita use and reflect this in the update. Discussion was held on residents using drought tolerant plant for saving and to focus communications with homeowner associations.

#### LONG-TERM CAPITAL FINANCING PLAN PROCESS PROGRESS UPDATE

Executive Director of Finance Clary reported that staff has undertaken a process to review and, if appropriate, to develop modifications to the District’s current capital funding plan as directed by the Board. Ms. Clary said that the focus of this review has been to identify issues with the existing capital funding plan and to consider adjustments that would make the plan more practical as the District nears build-out and transitions its focus to ongoing operations and maintenance activities. The review process has included the input and direction from the Finance and Personnel Committee (Committee) as well as input from interested outside participants (referred to as the Working Group) which includes representatives from the development community and allows them to provide input as staff develops its updated Long-Term Capital Funding Plan (LTFP).

Using a PowerPoint presentation, Mr. Christopher Smithson reviewed the key elements of the current capital funding model; issues confronting the current capital funding model; guiding principles; the long-term capital review process; summary of tasks completed to date; working assumptions used to modify baseline scenarios; current and proposed capital project definitions; and including “110/210” in future regional allocations. Director Swan relayed his concerns that



the Irvine Company (TIC) and other future developments should not be consolidated into a single improvement district, and that based on the completed assets 110 has historically funded and its exclusion from the Improvement Districts (ID) formed in 1978, he did not concur with staff's recommendations relative to including 110 in future capital funding with an estimated impact of \$.41 per month for residential customers. Director LaMar said he disagreed with Director Swan on the 110 matter, and said that the cost would be reasonable and equitable. President Reinhart said that he believed it is appropriate for the Board to consider this in light of circumstances today that may not have been contemplated in 1978, and asked what staff recommended. Executive Director of Finance Clary said that this allocation for 110 is a fair and equitable approach. Mr. Peter Herzog of National Association of Industrial and Office Properties, was in the audience and commented that Director Swan's suggestion as to separation of TIC and other developing area in the consolidation scenario has not been discussed with the working group and would appreciate discussion at a future meeting. Director Swan asked for a separate vote on the 110/220 inclusion and on the developing ID separation. His suggestion did not receive a consensus. Discussion followed regarding the concept of separate developing IDs and communication with the developers to obtain their concurrence, and General Manager Cook said that staff could pursue this issue with TIC in the interim if this is the Board's pleasure. It was the consensus that further analysis should be made of the concept before pursuing this. Following discussion, on MOTION and carried (Reinhart, Withers, Matheis, LaMar voting aye and Swan voting no), **THE BOARD APPROVED THE APPLICATION OF THE ADJUSTED CAPITAL DEFINITIONS AND INCLUDING 110/210 IN THE REGIONAL ALLOCATIONS FOR FUTURE CAPITAL FUNDING.**

#### IRWD GOALS AND PRIORITIES

General Manager Cook said that staff has updated the IRWD Target Activities Priorities List for the Board's review, comment, and approval. President Reinhart asked that this item be deferred to the July 8, 2013 Board meeting for discussion. There being no objection, this item was removed from the agenda.

#### BOARD PROCESS REVIEW

The District's consultant, Mr. Loren Lillestrand, provided the Board with overview of his leadership coaching program.

#### ADJOURNMENT

There being no further discussion, President Reinhart adjourned the meeting.

APPROVED and SIGNED this 22th day of July, 2013.

---

President, IRVINE RANCH WATER DISTRICT

---

Secretary IRVINE RANCH WATER DISTRICT

APPROVED AS TO FORM:

---

Legal Counsel - Bowie, Arneson, Wiles & Giannone

## EXHIBIT "B"

### MINUTES OF REGULAR MEETING – JULY 8, 2013

The regular meeting of the Board of Directors of the Irvine Ranch Water District (IRWD) was called to order at 5:00 p.m. by President Reinhart on July 8, 2013 in the District office, 15600 Sand Canyon Avenue, Irvine, California.

Directors Present: Withers (arrived at 5:13 p.m.), Swan, LaMar and Reinhart

Directors Absent: Matheis\*

Also Present: General Manager Cook, Executive Director of Finance Clary, Executive Director of Engineering Burton, Executive Director of Operations Shields, Director of Public Affairs Beeman, Executive Director of Water Policy Heiertz, Director of Risk Management and Treasury Jacobson, Director of Water Resources Weghorst, Assistant Director of Conservation Sanchez, Legal Counsel Arneson, Secretary Bonkowski, Ms. Gretchen Maswadeh, Ms. Christine Compton, Ms. Shannon Reed, Mr. Jim Reed, Mr. Bruce Newell, Ms. Erika Blaska, Mr. Richard Bernard, Director Matheis\* (listened via telephone conference call but did not participate) and Mr. David Silvela and other members of the public and staff.

WRITTEN COMMUNICATION: None.

### ORAL COMMUNICATION

1) Mrs. Joan Irvine Smith's assistant addressed the Board of Directors with respect to the Dyer Road wellfield. She said it was her understanding that currently wells 4, C-8, C-9, 10, 12, 13, 14, 15, 17 and 18 will operate in accordance with the District's annual pumping plan. Wells 1, 2, 3, 5, 6, 7, 11 and 16 will be off. This was confirmed by Mr. Cook, General Manager of the District.

With respect to the OCWD annexation of certain IRWD lands, on June 5, 2009, IRWD received a letter from OCWD noting that OCWD has completed the formal responses to comments they previously received on the draft program Environmental Impact Report. The letter further noted that with this task completed, OCWD has exercised its right to terminate the 2004 Memorandum of Understanding (MOU) regarding annexation. OCWD also indicated that due to the lack of progress on the annexation issue, the draft program Environmental Impact Report will not be completed. On June 8, 2009, OCWD completed the Long-Term Facilities Plan which was received and filed by the OCWD Board in July 2009. Staff has been coordinating with the City of Anaheim (Anaheim) and Yorba Linda Water District (YLWD) on their most recent annexation requests and has reinitiated the annexation process with OCWD. IRWD, YLWD and Anaheim have negotiated a joint MOU with OCWD to process and conduct environmental analysis of the annexation requests. The MOU was approved by the OCWD Board on July 21, 2010. This was confirmed by Mr. Cook.

With respect to the Groundwater Emergency Service Plan, IRWD has an agreement in place with various south Orange County water agencies, MWDOC and OCWD, to produce additional groundwater for use within IRWD and transfer imported water from IRWD to south Orange County in case of emergencies. IRWD has approved the operating agreement with certain south Orange County water agencies to fund the interconnection facilities needed to affect the emergency transfer of water. MWDOC and OCWD have also both approved the operating agreement. This was confirmed by Mr. Cook.

### CONSENT CALENDAR

On MOTION by LaMar, seconded and carried, (Reinhart, Matheis, LaMar and Swan voting aye and Withers and Matheis absent) CONSENT CALENDAR ITEMS 5 THROUGH 8 WERE APPROVED AS FOLLOWS:

5. MINUTES OF REGULAR BOARD MEETING

Recommendation: That the minutes of the June 24, 2013 Regular Board meeting be approved as presented.

6. RATIFY/APPROVE BOARD OF DIRECTORS' ATTENDANCE AT MEETINGS AND EVENTS

Recommendation: That the Board ratify/approve the meetings and events for Steven LaMar, Mary Aileen Matheis, Peer Swan, Douglas Reinhart, and John Withers.

7. FISCAL YEAR 2013-14 PERSONNEL LEGAL COUNSEL SERVICES FOR PAYNE & FEARS

Recommendation: That the Board approve and authorize the General Manager to execute the engagement agreement with Payne & Fears effective July 1, 2013 for personnel legal counsel services in the amount not to exceed \$100,000.

8. 2013 STATE LEGISLATIVE UPDATE

Recommendation: That the Board change its position on SB 556 (Corbett) from "OPPOSE" to "WATCH."

### ACTION CALENDAR

#### WATER SMART PROGRAM

Staff is proposing to expand upon the FY 2012-13 Water Smart Report Pilot Program to capitalize on the effectiveness of providing enhanced water use information to District customers separately from their water bills. The proposed Water Smart Report Program will roll out to approximately 15,000 single family customers. Hard copy or electronic reports will be sent to project participants for a 12-month period. The Water Smart Pilot Program has just concluded

and initial results indicate that the experimental homes (approximately 1,000 homes) used 2.3% less water than the control group of homes over the course of a year.

On MOTION by Swan, seconded and carried, (Reinhart, Matheis, LaMar and Swan voting aye and Withers and Matheis absent), SUBJECT TO NON-SUBSTANTIVE CHANGES, THE BOARD AUTHORIZED THE GENERAL MANAGER TO EXECUTE AN AGREEMENT WITH WATERSMART SOFTWARE, INC TO IMPLEMENT AN EXPANDED WATER REPORT PROGRAM FOR A TOTAL COST OF \$90,000 FOR FY 2013-14.

#### INDEMNIFICATION AGREEMENT FOR STATE WATER PROJECT WATER POOL DEMONSTRATION PROGRAM

Director of Water Resources Weghorst reported that in response to continuing dry weather conditions statewide, the Dudley Ridge Water District (DRWD) has established a 2013-2014 Multi-Year Water Pool Demonstration Program to allow water-short SWP contractors to purchase SWP water at a reasonable cost from other willing SWP contractors for a period of two consecutive years. Mr. Weghorst said that this Water Pool Program is in addition to the single year Turnback Pool program which has not functioned as expected in recent years due primarily to low pricing. The Water Pool Program is being established to address pricing issues in the hopes of generating enough water to satisfy basic water needs for all SWP contractors. DRWD expects that its share of the water available in the Water Pool Program will be approximately 4,000 AF per year, assuming that a high percentage of other SWP contractors and DRWD participate in the program. If fewer SWP contractors participate in the program, DRWD's share could be as high as 20,000 AF per year. Director Withers arrived at 5:13 p.m.

Mr. Weghorst said that according to the information provided by DRWD, the purchase price of the water from the program decreases as the SWP allocation percentage increases. The pricing structure makes it reasonable for IRWD to participate in the Water Pool Program when the SWP water allocation is above 60% with a maximum price of \$115 per AF and a minimum price of \$25 per AF at an allocation of 100%.

Mr. Weghorst said that any water secured by IRWD through its participation in the Water Pool Program would be stored in the Strand Ranch Integrated Banking Project under the IRWD / DRWD Unbalanced Exchange Program (Exchange Program). He said that based on the DWR pricing structure for the Water Pool Program, staff recommends IRWD request water from the Water Pool Program for year 2014 when the SWP allocation is above 60% in amounts that would round out IRWD's supply to its full Table A allotment of 1,748 AF plus an additional 50% of a full allocation.

Mr. Weghorst said that DRWD has determined that the Water Pool Program is consistent with DRWD policy and has agreed to facilitate the project for interested DRWD's water users. DRWD wants to ensure that its costs incurred for the benefit of those interested participants do not impact other DRWD landowners, and therefore DRWD is requiring that those water users wishing to participate in the Program execute an indemnification agreement.

Director Swan said that the demonstration project is the first step in assisting landowners and the Water Banking Committee concurs with the staff recommendation with the caveat that any

subsequent indemnification be submitted to Committee for review. On MOTION by Swan, seconded and carried (Matheis absent), SUBJECT TO ANY SUBSEQUENT INDEMNIFICATIONS TO BE SUBMITTED TO THE WATER BANKING COMMITTEE, THE BOARD AUTHORIZED THE GENERAL MANAGER TO EXECUTE THE INDEMNIFICATION AGREEMENT WITH DUDLEY RIDGE WATER DISTRICT (DRWD) TO PARTICIPATE IN THE 2014 MULTI-YEAR WATER POOL PROGRAM AND AUTHORIZED THE GENERAL MANAGER TO EXECUTE ANY DRWD INDEMNIFICATION AGREEMENTS WITH SUBSTANTIALLY THE SAME TERMS THAT DRWD MIGHT REQUIRE PARTICIPATION IN OTHER FUTURE SUPPLEMENTAL WATER PROGRAMS.

## PRESENTATION

### 2013 CUSTOMER SATISFACTION SURVEY RESULTS

Ms. Erika Blaska reported that in January 2013, the Board authorized staff to proceed with a Customer Satisfaction Survey designed to assist staff in the development of new programs and services that best meet customers' needs. The results gauge customers' general view of the District, their perception of the quality of the water provided by IRWD, and examine customers' attitudes about the ways in which IRWD communicates with them in areas that include customer service, water use efficiency and outreach programs.

Using a PowerPoint presentation, Mr. Richard Bernard of Fairbank, Maslin, Maullin, Metz & Associates, provided the survey results of customer ratings and perceptions of IRWD on various issues including overall perception of IRWD, water quality, conservation actions and knowledge, communications with IRWD, IRWD tours and workshops. Mr. Bernard summarized the key findings unique to the focus group which included: 1) non e-Bill payers are generally satisfied with the billing experience, and did not see an incentive to change; 2) EBill payers are very satisfied with billing experience and convenience; 3) customers lacked knowledge about how water bills are calculated; 4) reactions to website were positive, including content and topics; 5) EBill customers are aware of the newsletter, but most do not read it; 6) customers did not understand many IRWD words and phrases; and 7) participants expressed strongly favorable views toward rebates, but were unfamiliar with them. Following discussion, staff was asked to publish the survey results in the Pipelines newsletter over several months; to include a section on the website for individuals to voice opinions; change language of the bills from ccfs to gallons used to have a clearer understanding of water usage; community activities to be placed on the website for other areas of interest, and a suggestion of have periodic contests to increase website enthusiasm.

## ACTION CALENDAR

### WATER SHORTAGE ASSISTANCE TO BUENA VISTA WATER STORAGE DISTRICT

Director of Water Resources Weghorst reported that in December 2010, IRWD and Buena Vista Water Storage District (BVWSD) executed an Agreement for Water Acquisition by Irvine Ranch Water District from Buena Vista Water Management Program (Water Acquisition Agreement)

that allows BVWSD to deliver up to 17,500 AF of high-flow Kern River Water into storage at the Strand Ranch in any year on an unbalanced exchange basis. This agreement allows BVWSD to recover up to 6,667 AF of its water in any year with IRWD paying the cost of the recovery of this water on BVWSD's behalf.

Mr. Weghorst said that as requested by the Water Banking Committee on April 23, 2013, staff has been working with Rosedale, BVWSD and Antelope Valley-East Kern Water Agency (AVEK) identifying if opportunities exist for IRWD to provide water shortage assistance in 2013. AVEK is currently evaluating their needs for water and is considering calling for water under the terms of the Pilot Exchange Program between IRWD and AVEK that was executed in 2012. BVWSD has identified that it is in need of additional water above the 6,667 AF of water that IRWD is currently returning to BVWSD from the Strand Ranch. After the recovery and delivery of the 6,667 AF of water to BVWSD, they will hold 2,326 AF of water in storage at the Strand Ranch. BVWSD maintains a balance of 1,475 AF in the Stockdale West Pilot Project.

Mr. Weghorst that that IRWD legal counsel has prepared a letter agreement that will allow BVWSD to recover additional water during 2013 up to its balance in storage at the Strand Ranch. The letter agreement calls for BVWSD to pay the full cost of the recovery and delivery of the additional water to its service area. Recovery of this additional water by BVWSD will not exceed the 17,500 AF per year recovery limit for the Strand Ranch.

Director Swan said that this item was reviewed and approved by the Water Banking Committee on June 20, 2013. Following discussion, staff was asked to speak with BVWSD to determine the best method to communication tonight's action to provide water shortage assistance. On MOTION by Swan, seconded and carried (Matheis absent), **THE BOARD AUTHORIZED THE GENERAL MANAGER TO EXECUTE THE LETTER AGREEMENT WITH BUENA VISTA WATER STORAGE DISTRICT (BVWSD) SUBJECT TO NON-SUBSTANTIVE CHANGES THAT ALLOWS BVWSD TO RECOVER ADDITIONAL WATER FROM THE STRAND RANCH INTEGRATED BANKING PROJECT IN 2013 AND PROVIDES FOR IT TO PAY ALL THE COSTS ASSOCIATED WITH THE RECOVERY AND RETURN OF THIS WATER TO THE BVWSD SERVICE AREA.**

#### LUMP SUM PAYMENT OPTION FOR EMPLOYER CONTRIBUTIONS FOR FY 2013-14 TO THE CALIFORNIA PUBLIC EMPLOYEES RETIREMENT SYSTEM

On MOTION by Withers, seconded and carried (Matheis absent), **THE BOARD APPROVED THE LUMP SUM PAYMENT FOR EMPLOYER CONTRIBUTIONS TO THE CALIFORNIA PUBLIC EMPLOYEES RETIREMENT SYSTEM (CALPERS) BY MAKING A ONE-TIME CONTRIBUTION OF \$4,315,414 FOR THE DISTRICT'S FY 2013-14 EMPLOYER CONTRIBUTION.**

#### WORKSHOP – IRWD GOALS AND PRIORITIES

General Manager Cook reported that the goals and priorities item was deferred from the June 28, 2013 Strategic Planning Workshop. Mr. Cook said that staff has updated the IRWD Target Activities Priorities List for the Board's review, comment, and approval which incorporates two

new items, the Long-Term Finance Plan and the Natural Treatment System Bio-retention Cell Evaluation and Monitoring and Reporting plan. The Board provided input and several adjustments were made to the target activity priority list. Staff was asked to revisit the policy relative to expense reimbursements, travel, etc. and submit to the Finance and Personnel Committee; investigate Irvine Lake storage rights before the Baker Plant becomes operational; follow-up with the Irvine Unified School District for reimbursement of the Cienega project easement; and address the millennia workforce generation in relation to the District's Succession Plan implementation. Director Swan said that with his involvement with ACWA, there has been discussions on water quality issues within disadvantaged communities in central California. He said that in the Jackson Ranch area where the District has water banking activities, perhaps in the future the District could assist with a demonstration project. General Manager Cook that that it would be imperative to obtain state and federal funding before the District could consider assistance. Following discussion, the President Reinhart asked Director Swan to define this project at the next Board meeting. Director LaMar commented on the current status of this issue noting that multiple legislative hearings are occurring in Sacramento. In response to Director Swan's request to have staff look at a future groundwater program for wheeling water from Garden Grove to Santa Ana to expand the current system, President Reinhart said that he would like the Director of Water Resources Heiertz hold a workshop on groundwater optimization discussing basin production percentage and how it fits into the District's program.

#### GENERAL MANAGER'S REPORT

General Manager Cook reported that tomorrow that he along with Directors Reinhart and Swan and staff will be providing the City of Lake Forest's Mayor Whitaker with a tour of Operations Center. Mr. Cook said that he was invited for a speaking engagement with Lacy Kelly of ACC-OC tomorrow for the Cox Civic Connection.

#### DIRECTORS' COMMENTS

Director Swan reported his attendance at a Southern California Water Dialogue group meeting and an upcoming WACO meeting this Friday.

Director LaMar also reported on attendance at a Southern California Dialogue group meeting and the on Thursday, he and General Manager Cook will be attending Colonel Toy's changing of command .

Director Withers said that he had an opportunity to change his water service and complimented the Customer Service staff on a very positive experience.

#### ITEM TOO LATE TO BE AGENDIZED

Director Swan recommended that a resolution be adopted to honor Colonel Toy's three years of service as Commander and District Engineer of the Los Angeles District of the United States Army Corps of Engineers. , On MOTION by Swan, seconded and carried (Matheis absent), IT WAS DETERMINED THAT THERE WAS A NEED TO TAKE IMMEDIATE ACTION TO ADOPT A RESOLUTION TO HONOR COLONEL TOY WHO HAS SPENT TIME OVER




July 22, 2013

Prepared and

Submitted by: N. Savedra

Approved by: P. Cook



CONSENT CALENDAR

RATIFY/APPROVE BOARD OF DIRECTORS'  
ATTENDANCE AT MEETINGS AND EVENTS

SUMMARY:

Pursuant to Resolution 2006-29 adopted on August 28, 2006, approval of attendance of the following events and meetings are required by the Board of Directors.

Events/Meetings

Steven LaMar

7/26/13 SCWC Bay Delta Conservation Plan Discussion Meeting

Mary Aileen Matheis

7/19/13 ETWD Recycled Water Expansion Project Tertiary Treatment Plant Tour  
7/26/13 SCWC Bay Delta Conservation Plan Discussion Meeting

Douglas Reinhart

7/16/13 OCWD Annexation Discussion Meeting  
7/19/13 Monthly meeting with Paul Cook regarding District activities  
7/26/13 SCWC Bay Delta Conservation Plan Discussion Meeting

Peer Swan

7/16/13 OCWD Annexation Discussion Meeting  
7/24/13 MWD-Southern California Water Dialogue Committee Meeting

John Withers

7/19/13 ETWD Recycled Water Expansion Project Tertiary Treatment Plant Tour  
7/26/13 SCWC Bay Delta Conservation Plan Discussion Meeting

RECOMMENDATION:

THAT THE BOARD RATIFY/APPROVE THE MEETINGS AND EVENTS FOR STEVEN LaMAR, MARY AILEEN MATHEIS, DOUGLAS REINHART, PEER SWAN, AND JOHN WITHERS AS DESCRIBED.

LIST OF EXHIBITS:

None



July 22, 2013

Prepared by: Jacobson/Fournier/Davis

Submitted by: Cheryl Clary

Approved by: Paul Cook

## CONSENT CALENDAR

### JUNE 2013 TREASURY REPORTS

#### SUMMARY:

The following is submitted for the Board's information and approval:

- A. The Investment Summary Report for June 2013. This Investment Summary Report is in conformity with the 2013 Investment Policy and provides sufficient liquidity to meet estimated expenditures during the next six months, as outlined in Exhibit "A".
- B. The Monthly Interest Rate Swap Summary as of June 30, 2013, as outlined in Exhibit "B".
- C. The Summary of Payroll ACH payments in the total amount of \$1,417,224, as outlined in Exhibit "C".
- D. The June 30, 2013 Disbursement Summary of warrants 339701 through 340673, wire transfers, Workers' Compensation distributions, payroll withholding distributions, voided checks and funding of the *IRWD Post-Employment Benefits Trust* in the total amount of \$51,300,220, as outlined in Exhibit "D".
- E. The Fiscal Year 2012-13 Disclosure of Reimbursements to Board Members and Staff as of June 2013, detailing payments or reimbursements for individual charges of \$100.00 or more per transaction, as outlined in Exhibit "E".

#### FISCAL IMPACTS:

As of June 30, 2013, the book value of the investment portfolio was \$318,978,934, with a 0.35% rate of return and a market value of \$318,468,420. Based on the District's June 30, 2013 quarterly real estate investment rate of return of 10.89%, the District's weighted average return for the fixed income and real estate investments was 2.17%.

As of June 30, 2013, the total notional amount of the interest rate swap portfolio was \$130 million of fixed payer swaps. Cash accrual in June from all swaps was negative \$560,552 and negative \$7,431,190 fiscal year to date.

Payroll ACH payments totaled \$1,417,224 and wire transfers, all other ACH payments, and checks issued for debt service, accounts payable, payroll, water purchases, and a deposit (\$35,000,000) to the *IRWD Post-Employment Benefits Trust* for June totaled \$51,300,220.

ENVIRONMENTAL COMPLIANCE:

This item is not a project as defined in the California Environmental Quality Act Code of Regulations, Title 14, Chapter 3 Section 15378.

COMMITTEE STATUS:

This item was not submitted to a Committee; however, the investment and interest rate swap reports are submitted to the Finance and Personnel Committee on a monthly basis.

RECOMMENDATION:

THAT THE BOARD RECEIVE AND FILE THE TREASURER'S INVESTMENT SUMMARY REPORT AND THE MONTHLY INTEREST RATE SWAP SUMMARY FOR JUNE 2013; APPROVE THE JUNE 2013 SUMMARY OF PAYROLL ACH PAYMENTS IN THE TOTAL AMOUNT OF \$1,417,224 AND APPROVE THE JUNE 2013 ACCOUNTS PAYABLE DISBURSEMENT SUMMARY OF WARRANTS 339700 THROUGH 340673, WORKERS' COMPENSATION DISTRIBUTIONS, WIRE TRANSFERS, PAYROLL WITHHOLDING DISTRIBUTIONS AND VOIDED CHECKS IN THE TOTAL AMOUNT OF \$51,300,220.

LIST OF EXHIBITS:

- Exhibit "A" - Investment Summary Report
- Exhibit "B" - Monthly Interest Rate Swap Summary
- Exhibit "C" - Monthly Payroll ACH Summary
- Exhibit "D" - Monthly Summary of District Disbursements
- Exhibit "E" – Disclosure of Reimbursements to Board Members and Staff

DATE	CUSIP	ISSUE DATE	MAI	MARKET VALUE	INVESTMENT TYPE	ISSUER	FACE VALUE	CYCLE	YIELD	PRICE	MARKET VALUE	CARRY VALUE	UNREALIZED GAIN/LOSS	UNREALIZED VOLATILITY	
05/01/13		07/31/13			LAIF	State of California Tsy.	\$50,000,000		0.260%		\$50,000,000.00	\$50,000,000.00	50,050,930.00	50,930.00	
06/28/13		07/31/13			LAIF-JPA	State of California Tsy.	22,000,000		0.260%		\$22,000,000.00	\$22,000,000.00	22,022,409.20	22,409.20	
06/17/13		07/17/13			LAIF BABS	State of California Tsy.	32,361,697		0.260%		\$32,361,696.89	\$32,361,696.89	32,394,660.51	32,963.62	
12/20/12	N/A	N/A	12/19/13	Aaa/AA+/NR	FFCB - Note	Fed Farm Credit Bank	10,000,000	0.190%	0.183%		10,000,700.00	10,000,328.85	10,002,000.00	1,671.15	
04/24/12	N/A	N/A	12/23/13	Aaa/AA+/AAA	FHLMC - Note	Fed Home Loan Mortgage Bank	5,000,000	0.625%	0.304%		5,026,600.00	5,007,656.25	5,010,650.00	2,993.75	
07/11/12	N/A	N/A	02/25/14	Aaa/AA+/AAA	FHLMC - Note	Fed Home Loan Mortgage Bank	5,000,000	1.375%	0.301%		5,086,800.00	5,034,036.30	5,037,850.00	3,813.70	
05/23/12	N/A	N/A	05/23/14	Aaa/AA+/NR	FHLB - Note	Fed Home Loan Bank	5,000,000	0.350%	0.394%		4,995,600.00	4,998,035.07	5,005,350.00	7,314.93	
04/18/12	N/A	N/A	05/28/14	Aaa/AA+/NR	FHLB - Note	Fed Home Loan Bank	5,000,000	1.375%	0.354%		5,107,250.00	5,046,103.57	5,052,343.50	6,239.93	
01/30/12	One Time	01/30/14	01/30/15	Aaa/AA+/NR	FNMA - Note	Fed Natl Mortgage Assoc	5,000,000	0.750%	0.500%	0.500%	5,024,850.00	5,013,105.20	5,010,550.00	(2,555.20)	
01/30/12	One Time	01/30/14	01/30/15	Aaa/AA+/NR	FNMA - Note	Fed Natl Mortgage Assoc	10,000,000	0.750%	0.453%	0.453%	10,059,000.00	10,031,114.96	10,021,100.00	(10,014.96)	
02/09/12	Continuous	05/09/12	02/09/15	Aaa/AA+/NR	FFCB - Note	Fed Farm Credit Bank	5,000,000	0.460%	0.480%	0.700%	4,997,000.00	4,998,390.51	5,000,100.00	1,709.49	
03/14/12	Continuous	09/12/12	03/12/15	Aaa/AA+/NR	FHLB - Note	Fed Home Loan Bank	5,000,000	0.550%	0.601%	0.855%	4,992,500.00	4,995,752.52	5,000,100.00	4,347.48	
04/29/13	Quarterly	10/29/13	04/29/15	Aaa/AA+/AAA	FHLMC - Note	Fed Home Loan Mortgage Bank	5,000,000	0.320%	0.310%	0.280%	5,001,000.00	5,000,913.70	4,991,350.00	(9,563.70)	
12/18/12	Continuous	03/18/13	06/18/15	Aaa/NA/NR	FFCB - Note	Fed Farm Credit Bank	10,000,000	0.320%	0.360%	0.720%	9,990,000.00	9,992,138.16	9,968,200.00	(23,938.16)	
12/27/12	Continuous	03/26/13	06/26/15	Aaa/AA+/NR	FFCB - Note	Fed Farm Credit Bank	10,000,000	0.375%	0.375%	0.375%	10,000,000.00	10,000,000.00	9,977,300.00	(22,700.00)	
04/30/13	Continuous	07/15/13	07/15/15	Aaa/AA+/NR	FFCB - Note	Fed Farm Credit Bank	5,000,000	0.290%	0.290%	0.290%	5,000,000.00	5,000,000.00	4,978,250.00	(21,750.00)	
08/28/12	Continuous	08/27/13	08/27/15	Aaa/AA+/NR	FFCB - Note	Fed Farm Credit Bank	10,000,000	0.480%	0.480%	0.480%	10,000,000.00	10,000,000.00	9,992,400.00	(7,600.00)	
09/17/12	Continuous	09/17/13	09/17/15	Aaa/AA+/NR	FFCB - Note	Fed Farm Credit Bank	5,000,000	0.480%	0.482%	0.482%	4,999,750.00	4,999,815.53	4,986,450.00	(13,365.53)	
09/17/12	Continuous	09/17/13	09/17/15	Aaa/AA+/NR	FFCB - Note	Fed Farm Credit Bank	5,000,000	0.480%	0.455%	0.472%	5,001,250.00	5,000,922.37	4,986,450.00	(14,472.37)	
09/25/12	Quarterly	09/25/13	09/25/15	Aaa/AA+/NR	FHLMC - Note	Fed Home Loan Mortgage Bank	5,000,000	0.500%	0.470%	0.490%	5,001,500.00	5,001,117.81	4,991,350.00	(9,767.81)	
09/28/12	Continuous	12/28/12	09/28/15	NA/AA+/NR	FFCB - Note	Fed Farm Credit Bank	5,000,000	0.450%	0.470%	0.470%	4,997,000.00	4,997,756.16	4,986,250.00	(11,506.16)	
10/17/12	One Time 2yr	10/09/14	10/09/15	Aaa/AA+/NR	FNMA - Note	Fed Natl Mortgage Assoc	5,000,000	0.480%	0.460%	0.466%	5,002,000.00	5,001,527.14	4,990,750.00	(10,777.14)	
12/18/12	Continuous	03/18/13	12/18/15	Aaa/AA+/NR	FFCB - Note	Fed Farm Credit Bank	10,000,000	0.400%	0.425%	0.701%	9,992,500.00	9,993,835.62	9,931,400.00	(62,435.62)	
12/21/12	Continuous	03/21/13	12/21/15	Aaa/AA+/NR	FHLB - Note	Fed Home Loan Bank	5,000,000	0.410%	0.418%	0.510%	4,998,750.00	4,998,969.18	4,976,350.00	(22,619.18)	
01/15/13	N/A	07/15/13	01/15/16	NA/AA+/NR	FHLB - Note	Fed Home Loan Bank	5,000,000	0.375%	0.390%		4,997,750.00	4,997,936.99	4,968,600.00	(29,336.99)	
01/17/13	Quarterly	07/15/13	01/15/16	Aaa/AA+/NR	FNMA - Note	Fed Natl Mortgage Assoc	5,000,000	0.500%	0.500%	0.500%	5,000,000.00	5,000,000.00	4,975,400.00	(24,600.00)	
03/21/13	Quarterly	09/04/13	03/04/16	Aaa/AA+/NR	FNMA - Note	Fed Natl Mortgage Assoc	5,000,000	0.600%	0.566%	0.379%	5,005,000.00	5,004,564.47	4,975,250.00	(29,314.47)	
03/14/13	Continuous	09/07/13	03/07/16	Aaa/AA+/AAA+	FHLB - Note	Fed Home Loan Bank	10,000,000	0.470%	0.490%		9,994,000.00	9,994,600.55	9,947,000.00	(47,600.55)	
05/22/13	Quarterly	08/28/13	03/28/16	Aaa/AA+/AAA	FNMA - Note	Fed Natl Mortgage Assoc	5,000,000	0.650%	0.613%	0.256%	5,005,250.00	5,005,048.27	4,979,500.00	(25,548.27)	
04/12/13	Continuous	07/12/13	04/12/16	Aaa/AA+/NR	FFCB - Note	Fed Farm Credit Bank	5,000,000	0.410%	0.447%	0.851%	4,994,500.00	4,994,901.46	4,958,150.00	(36,751.46)	
04/30/13	Quarterly	10/25/13	04/25/16	Aaa/AA+/NR	FNMA - Note	Fed Natl Mortgage Assoc	5,000,000	0.580%	0.536%	0.310%	5,006,550.00	5,006,177.77	4,965,400.00	(40,777.77)	
05/24/13	Quarterly	10/25/13	04/25/16	Aaa/AA+/NR	FNMA - Note	Fed Natl Mortgage Assoc	4,975,000	0.580%	0.568%	0.500%	4,976,641.75	4,976,408.48	4,940,573.00	(35,835.48)	
05/20/13	Quarterly	10/29/13	04/29/16	Aaa/AA+/NR	FNMA - Note	Fed Natl Mortgage Assoc	5,000,000	0.500%	0.500%	0.500%	5,000,000.00	5,000,000.00	4,959,300.00	(40,700.00)	
05/31/13	Quarterly	11/27/13	05/27/16	Aaa/AA+/NR	FNMA - Note	Fed Natl Mortgage Assoc	5,000,000	0.520%	0.585%	0.935%	4,990,000.00	4,990,283.88	4,966,200.00	(24,083.88)	
06/17/13	Monthly	07/13/13	06/17/16	Aaa/AA+/NR	FHLB - Note	Fed Home Loan Bank	5,000,000	0.750%	0.750%	0.750%	5,000,000.00	5,000,000.00	4,981,700.00	(18,300.00)	
03/14/13	Continuous	12/26/12	09/26/16	Aaa/AA+/AAA+	FFCB - Note	Fed Farm Credit Bank	5,000,000	0.680%	0.683%		4,999,500.00	4,999,542.18	4,950,550.00	(48,992.18)	
SUB-TOTAL							\$304,336,697				\$304,604,938.64	\$304,442,679.84	\$303,932,166.21	(\$510,513.63)	
RESTRICTED CASH (Swap Collateral Deposits)															
					Collateral Deposit	Citi-Group	\$11,896,254		0.150%		\$11,896,254.37	\$11,896,254.37	11,896,254.37		
					Collateral Deposit	Merrill Lynch	\$2,640,000		0.150%		\$2,640,000.00	\$2,640,000.00	2,640,000.00		
SUB-TOTAL							\$14,536,254				\$14,536,254.37	\$14,536,254.37	\$14,536,254.37		
TOTAL INVESTMENTS							\$318,872,951				\$319,141,193.01	\$318,978,934.21	\$318,468,420.58		
					June	Petty Cash					3,300.00				
					Bank Bal.	Bank of America					2,178,220.38				
											\$321,322,713.39				

(1) LAIF market value is as of the most recent quarter-end as reported by LAIF.  
Security market values are determined using Bank of New York ("Trading Prices"), Bloomberg and/or broker dealer pricing.

(2) Gain (loss) calculated against carry value using the trading value provided by Bank of New York or Brokers

(3) Real estate rate of return is based on most recent quarter end return

Outstanding Variable Rate Debt \$360,600,000  
Net Outstanding Variable Rate Debt (Less \$130 million fixed-payer swaps) \$230,600,000  
Investment Balance: \$321,322,713  
Investment to Variable Rate Debt Ratio: 139%  
Portfolio - Average Number of Days To Maturity 506

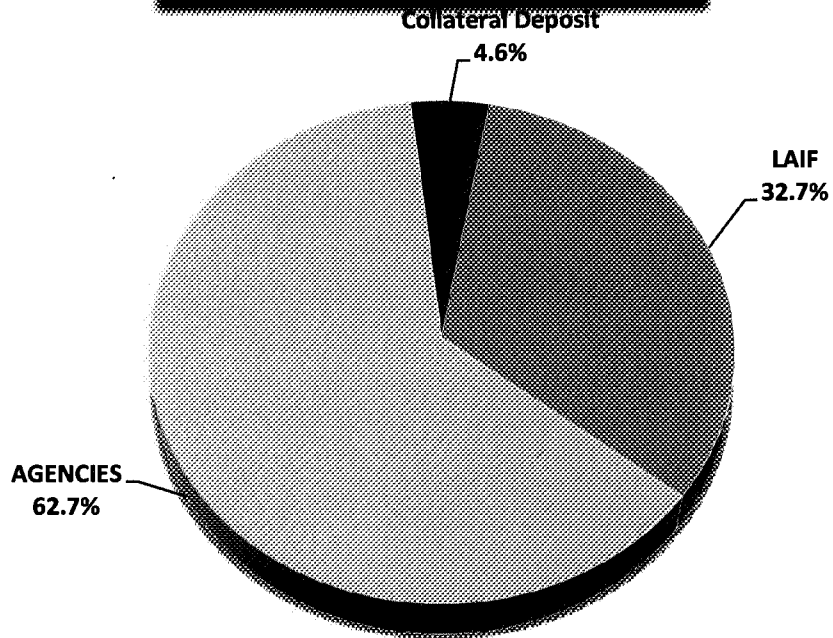
This Investment Summary Report is in conformity with the 2013 Investment Policy and provides sufficient liquidity to meet the next six months estimated expenditures.

	Investment Portfolio	Real Estate Portfolio (3)	Weighted Avg. Return
June	0.35%	10.89%	2.17%
May	0.35%	11.15%	2.20%
Change			

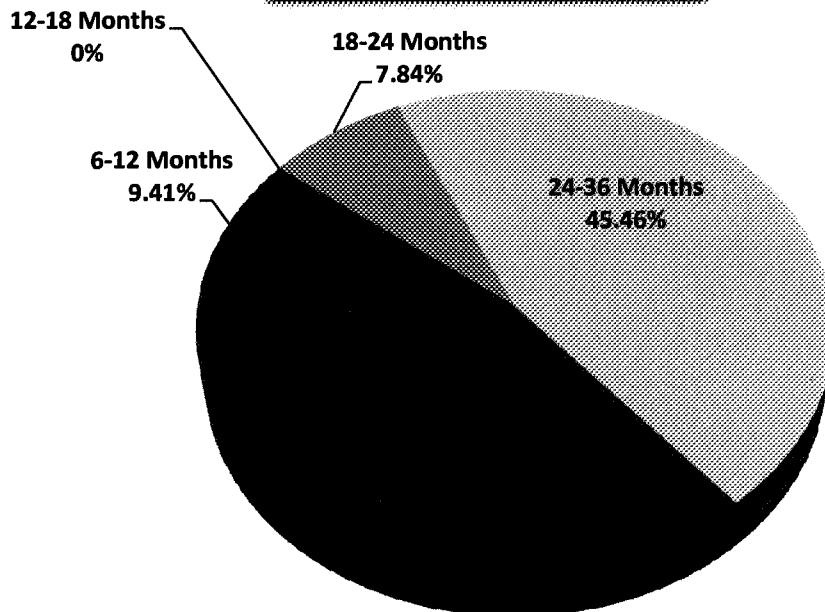
# June 2013 INVESTMENT PORTFOLIO

June 30, 2013

## Portfolio by Investment Type



## Portfolio by Maturities



IRVINE RANCH WATER DISTRICT  
SUMMARY OF MATURITIES

06/30/13

DATE	TOTAL	%	LAIF	AGENCIES	COLLATERAL DEPOSIT	CAL REV NOTES
06/13	\$118,897,951	37.29%	\$104,361,697		\$14,536,254	
07/13						
8/13						
09/13						
10/13						
11/13						
12/13	\$15,000,000	4.70%		15,000,000		
1/14						
2/14	\$5,000,000	1.57%		5,000,000		
3/14						
4/14						
5/14	\$10,000,000	3.14%		10,000,000		
<b>SUB-TOTAL</b>	<b>\$148,897,951</b>	<b>46.70%</b>	<b>\$104,361,697</b>	<b>\$30,000,000</b>	<b>\$14,536,254</b>	
<b>13 Months - 3 YEARS</b>						
6/30/2014	-					
7/1/2014 - 9/30/2014	-					
10/1/2014 - 12/31/2014	-					
1/1/2015 - 3/31/2015	\$25,000,000	7.84%		25,000,000		
4/1/2015 - 6/30/2015	\$25,000,000	7.84%		25,000,000		
07/1/2015 - 9/30/2015	\$35,000,000	10.98%		35,000,000		
10/1/2015 - 12/30/15	\$20,000,000	6.27%		20,000,000		
01/01/16 - 03/31/2016	\$30,000,000	9.41%		30,000,000		
04/01/16 - 06/30/2016	\$29,975,000	9.40%		29,975,000		
07/01/16 - 9/30/2016	\$5,000,000	1.57%		5,000,000		
<b>TOTALS</b>	<b>\$318,872,951</b>	<b>100.00%</b>	<b>\$104,361,697</b>	<b>\$199,975,000</b>	<b>\$14,536,254</b>	

% OF PORTFOLIO

32.73%

62.71%

4.56%

Irvine Ranch Water District  
 Summary of Real Estate  
 6/30/2013

	<u>ACQUISITION DATE</u>	<u>PROPERTY TYPE</u>	<u>OWNERSHIP INTEREST</u>	<u>ORIGINAL COST</u>	<u>RATE OF RETURN QUARTER ENDED Jun-13</u>
Sycamore Canyon	Dec-92	Apartments	Fee Simple	\$ 43,550,810	14.15%
Wood Canyon Villas	Jun-91	Apartments	Limited Partner	\$ 6,000,000	8.42%
ITC (230 Commerce)	Jul-03	Office Building	Fee Simple	\$ 5,739,845	7.03%
Waterworks Business Pk.	Nov-08	Research & Dev.	Fee Simple	\$ 8,630,577	4.23%
Sand Canyon Professional Center	Jul-12	Medical Office	Fee Simple	\$ 8,648,594	5.38%
				<u>\$ 72,569,826</u>	<u>10.89%</u>



IRVINE RANCH WATER DISTRICT  
INVESTMENT SUMMARY REPORT

Joint Powers Agency - Investment Contracts

6/30/2013

Settlement Date	JPA Issue	Investment Contract	Original Cost	Current Par	Market Value 06/30/13
10/25/1994	JPA - Issue #1	AIG Matched Funding Corp. 7.705% Due 2-15-14	\$ 407,878,616	\$ 238,687,800	\$ 238,687,800
10/25/1994	JPA - Issue #2	Federal National Mortgage Assoc. 8.18% Due 2-15-14	\$ 518,644,189	\$ 365,300,641	\$ 382,206,755
			<u>\$ 926,522,805</u>	<u>\$ 603,988,441</u>	<u>\$ 620,894,555</u>

**IRVINE RANCH WATER DISTRICT INVESTMENT SUMMARY REPORT**  
**INVESTMENT ACTIVITY**  
 Jun-13

**MATURITIES/SALES/CALLS**

**PURCHASES**

DATE	SECURITY TYPE	PAR	YIELD	Settlement Date	Maturity Date	SECURITY TYPE	PAR	YIELD TO MATURITY
6/20/2013	CA ST-RANS-A1	\$3,500,000	0.43%	6/17/2013	6/17/2016	Fed Home Loan Bank	\$5,000,000	0.75%

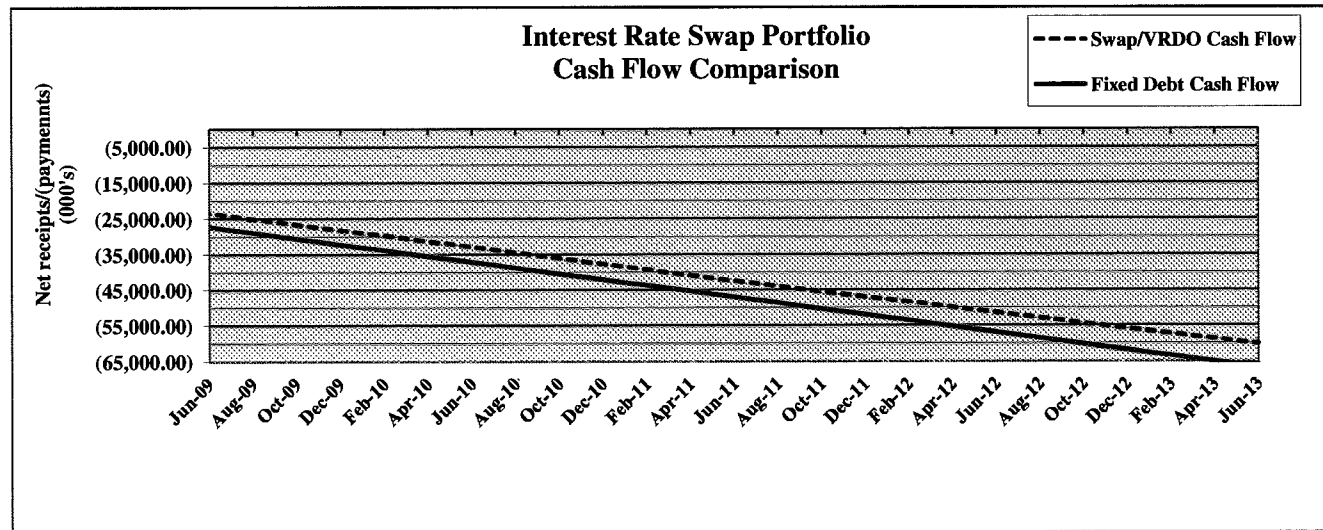
**IRVINE RANCH WATER DISTRICT  
INTEREST RATE SWAP MONTHLY SUMMARY REPORT - DETAIL  
June 30, 2013**

Exhibit "B"

Current Fiscal Year Active Swaps								Cash Flow				Mark to Market	
Effective Date	Maturity Date	Years to Maturity	Counter Party	Notional Amt	Type	Base Index	Fixed Rate	Prior Month	Current Month	Fiscal YTD	Cumulative Cash Flow	Current Mark to Market	Notional Difference
LIBOR Avg %								0.18%	0.19%	0.21%			
<b>Fixed Payer Swaps - By Effective Date</b>													
6/4/2006	6/4/2019	5.9	ML	\$ 20,000,000	FXP	LIBOR	6.200%	\$ (103,352)	\$ (89,969)	\$ (1,193,147)	\$ (6,235,994)	\$ 14,928,988	\$ (5,071,012)
6/4/2006	6/4/2019	5.9	CG	\$ 20,000,000	FXP	LIBOR	6.200%	\$ (103,352)	\$ (89,969)	(1,193,147)	(6,235,994)	14,916,888	(5,083,112)
6/17/2006	6/17/2019	6.0	CG	\$ 30,000,000	FXP	LIBOR	6.140%	\$ (153,664)	\$ (133,802)	(1,772,326)	(9,239,613)	22,453,280	(7,546,720)
3/10/2007	3/10/2029	15.7	ML	\$ 30,000,000	FXP	LIBOR	5.687%	\$ (141,759)	\$ (123,406)	(1,636,285)	(8,189,703)	20,141,577	(9,858,423)
3/10/2007	3/10/2029	15.7	CG	\$ 30,000,000	FXP	LIBOR	5.687%	(141,759)	(123,406)	(1,636,285)	(8,189,703)	20,066,153	(9,933,847)
<b>Totals/Weighted Avgs</b>		10.5		\$ 130,000,000			5.949%	\$ (643,886)	\$ (560,552)	\$ (7,431,190)	\$ (38,091,008)	\$ 92,506,886	\$ (37,493,114)
<b>Total Current Year Active Swaps</b>				\$ 130,000,000				\$ (643,886)	\$ (560,552)	\$ (7,431,190)	\$ (38,091,008)	\$ 92,506,886	\$ (37,493,114)

Current Fiscal Year Terminated Swaps								Cash Flow				Mark to Market	
Effective Date	Maturity Date		Counter Party	Notional Amt	Type	Base Index	Fixed Rate	Prior Month	Current Month	Fiscal YTD	Cumulative Cash Flow	Current Mark to Market	Notional Difference
<b>Total Current Year Terminated Swaps</b>				\$ -				\$ -	\$ -	\$ -	\$ -	\$ -	\$ -

Current Fiscal Year - Total Swaps								Cash Flow				Mark to Market	
Prior Month	Current Month	Fiscal YTD	Cumulative Cash Flow	Current Mark to Market	Notional Difference								
\$ (643,886)	\$ (560,552)	\$ (7,431,190)	\$ (38,091,008)	\$ 92,506,886	\$ (37,493,114)								



Cash Flow Comparison Synthetic Fixed vs. Fixed Rate Debt	
Cash Flow to Date	
Synthetic Fixed =	\$59,939,451
Fixed Rate =	\$65,810,398
<b>Assumptions:</b>	
- Fixed rate debt issued at 5.10% in Jun-06, and 4.93% in Mar-07 (estimated TE rates - Bloomberg)	
- 'Synthetic' includes swap cash flow + interest + fees to date	

Exhibit "C"

MONTHLY SUMMARY OF PAYROLL ACH PAYMENTS

June  
2013

DATE	AMOUNT	VENDOR	PURPOSE
6/14/2013	721,270.94	BANK OF AMERICA	ACH Payments for Payroll
6/28/2013	695,952.84	BANK OF AMERICA	ACH Payments for Payroll
	<u><u>\$1,417,223.78</u></u>		

IRWD Ledger Payment Register For 01-JUN-13 To 30-JUN-13 Report Date: 01-JUL-2013 17:15  
 BANK: Bank of America N.A. Branch : Los Angeles Account: Checking AP and PR Page: 1  
 Bank Account Currency: USD ( US Dollar ) Payment Currency: USD ( US Dollar )  
 Payment Type: All Display Supplier Address: No

Payment Number	Sequence Num	Date	Supplier Name	Site	Payment Amount	Cleared Date	Cleared Amount	Status
Payment Document : IRWD CHECK								
339701		03-JUN-13	PSB INTEGRATED MARKETING	LAKE FOREST	6,722.53	03-JUN-13	6,722.53	Reconciled
339702		05-JUN-13	JCI JONES CHEMICALS INC	CINCINNATI	7,539.54	10-JUN-13	7,539.54	Reconciled
339703		06-JUN-13	Anthony Mossbarger		25.68	13-JUN-13	25.68	Reconciled
339704		06-JUN-13	Beth Beeman		89.96			Negotiable
339705		06-JUN-13	Brett Wilson		297.44	07-JUN-13	297.44	Reconciled
339706		06-JUN-13	Carolyn German		103.46	07-JUN-13	103.46	Reconciled
339707		06-JUN-13	Christine Compton		43.63	10-JUN-13	43.63	Reconciled
339708		06-JUN-13	Christopher Fike		82.00	12-JUN-13	82.00	Reconciled
339709		06-JUN-13	Douglas Webb		300.00	24-JUN-13	300.00	Reconciled
339710		06-JUN-13	Ethan Fike		140.39	10-JUN-13	140.39	Reconciled
339711		06-JUN-13	Gregory Helertz		1,142.08	13-JUN-13	1,142.08	Reconciled
339712		06-JUN-13	John Withers		537.39	07-JUN-13	537.39	Reconciled
339713		06-JUN-13	Kelly Welch		17.52	11-JUN-13	17.52	Reconciled
339714		06-JUN-13	Malcolm Cortez		51.42	13-JUN-13	51.42	Reconciled
339715		06-JUN-13	Martha Ramos		281.29	10-JUN-13	281.29	Reconciled
339716		06-JUN-13	Michele Drzymkowski		82.00	24-JUN-13	82.00	Reconciled
339717		06-JUN-13	Nathan Adams		200.78	20-JUN-13	200.78	Reconciled
339718		06-JUN-13	Peer Swan		16.95	13-JUN-13	16.95	Reconciled
339719		06-JUN-13	Rodolfo Perez		116.63	13-JUN-13	116.63	Reconciled
339720		06-JUN-13	Steven LaMar		20.00	10-JUN-13	20.00	Reconciled
339721		06-JUN-13	Terri Isaacs		32.00	10-JUN-13	32.00	Reconciled
339722		06-JUN-13	3M COMPANY		505.46	12-JUN-13	505.46	Reconciled
339723		06-JUN-13	AAF INTERNATIONAL		922.80	10-JUN-13	922.80	Reconciled
339724		06-JUN-13	ACCUSTANDARD INC		141.82	11-JUN-13	141.82	Reconciled
339725		06-JUN-13	AIRGAS-WEST, INC.		200.95	10-JUN-13	200.95	Reconciled
339726		06-JUN-13	ALEXANDER CONTRACT SERVICES INC		101,141.16	13-JUN-13	101,141.16	Reconciled
339727		06-JUN-13	ALSTON & BIRD LLP		4,323.38	10-JUN-13	4,323.38	Reconciled
339728		06-JUN-13	AMERICAN MESSAGING SERVICES LLC		294.19	11-JUN-13	294.19	Reconciled
339729		06-JUN-13	ANDERSONPENNA PARTNERS, INC		13,790.00	13-JUN-13	13,790.00	Reconciled
339730		06-JUN-13	ANTHEM BLUE CROSS		415.62	17-JUN-13	415.62	Reconciled
339731		06-JUN-13	ARCADIS U.S., INC.		5,343.00	14-JUN-13	5,343.00	Reconciled
339732		06-JUN-13	ASSOCIATION OF CALIFORNIA WATER AGENCIES/JPIA		34,660.16	18-JUN-13	34,660.16	Reconciled
339733		06-JUN-13	AT&T		76.34	11-JUN-13	76.34	Reconciled
339734		06-JUN-13	AT&T		385.10	11-JUN-13	385.10	Reconciled
339735		06-JUN-13	AURORA BANK COMMERCIAL SVC		168.85	19-JUN-13	168.85	Reconciled
339736		06-JUN-13	AVISTA TECHNOLOGIES, INC		2,150.50	10-JUN-13	2,150.50	Reconciled

IRWD Ledger Payment Register For 01-JUN-13 To 30-JUN-13 Report Date: 01-JUL-2013 17:15  
 BANK: Bank of America N.A. Branch : Los Angeles Account: Checking AP and PR Page: 2  
 Bank Account Currency: USD ( US Dollar ) Payment Currency: USD ( US Dollar )  
 Payment Type: All Display Supplier Address: No

Payment Number	Sequence Num	Date	Supplier Name	Site	Payment Amount	Cleared Date	Cleared Amount	Status
Payment Document : IRWD CHECK								
339737		06-JUN-13	BATTERY SYSTEMS INC		2,924.94	10-JUN-13	2,924.94	Reconciled
339738		06-JUN-13	BERNADETTE MCKEEVER		1,273.52	13-JUN-13	1,273.52	Reconciled
339739		06-JUN-13	BIOMAGIC INC		6,005.55	12-JUN-13	6,005.55	Reconciled
339740		06-JUN-13	BLOCKBUSTER LLC		9.17			Negotiable
339741		06-JUN-13	BOYD & ASSOCIATES		480.00	10-JUN-13	480.00	Reconciled
339742		06-JUN-13	C WELLS PIPELINE MATERIALS INC		6,852.60	17-JUN-13	6,852.60	Reconciled
339743		06-JUN-13	CALIFORNIA BANK & TRUST		22,487.92	14-JUN-13	22,487.92	Reconciled
339744		06-JUN-13	CALIFORNIA BARRICADE INC		10,128.65	18-JUN-13	10,128.65	Reconciled
339745		06-JUN-13	CALIFORNIA URBAN WATER CONSERVATION COUNCIL		3,000.00	14-JUN-13	3,000.00	Reconciled
339746		06-JUN-13	CALIFORNIA UTILITY EQUIPMENT INC.		2,426.06	17-JUN-13	2,426.06	Reconciled
339747		06-JUN-13	CALTROL INC		11.36	10-JUN-13	11.36	Reconciled
339748		06-JUN-13	CANON SOLUTIONS AMERICA, INC.		407.01	10-JUN-13	407.01	Reconciled
339749		06-JUN-13	CAPTIVE AUDIENCE MARKETING INC.		85.32	11-JUN-13	85.32	Reconciled
339750		06-JUN-13	CDW GOVERNMENT LLC		2,614.75	11-JUN-13	2,614.75	Reconciled
339751		06-JUN-13	CHUNG, SHARON		26.17	10-JUN-13	26.17	Reconciled
339752		06-JUN-13	CITY OF IRVINE		139.20			Voided
339753		06-JUN-13	CITY OF NEWPORT		18.35	12-JUN-13	18.35	Reconciled

Payment Number	Sequence Num	Date	Supplier Name	Site	Payment Amount	Cleared Date	Cleared Amount	Status
339754	06-JUN-13	06-JUN-13	BEACH CITY OF TUSTIN		320.44	07-JUN-13	320.44	Reconciled
339755	06-JUN-13	06-JUN-13	COAST PLUMBING HEATING AND AIR, INC		438.27	07-JUN-13	438.27	Reconciled
339756	06-JUN-13	06-JUN-13	COASTAL TRAFFIC SYSTEMS, INC		510.00	10-JUN-13	510.00	Reconciled
339757	06-JUN-13	06-JUN-13	COMMERCE ENERGY INC		1,473.56	10-JUN-13	1,473.56	Reconciled
339758	06-JUN-13	06-JUN-13	COMMERCIAL CLEANING SYSTEMS		11,128.99	12-JUN-13	11,128.99	Reconciled
339759	06-JUN-13	06-JUN-13	COMPUCOM SYSTEMS, INC.		901.38	10-JUN-13	901.38	Reconciled
339760	06-JUN-13	06-JUN-13	CONEYBEARE INC		17,928.62	13-JUN-13	17,928.62	Reconciled
339761	06-JUN-13	06-JUN-13	CORE PERFORMANCE CONCEPTS INC		9,990.00	12-JUN-13	9,990.00	Reconciled
339762	06-JUN-13	06-JUN-13	COSNER, RICHARD		165.06	20-JUN-13	165.06	Reconciled
339763	06-JUN-13	06-JUN-13	CPL-INTERNATIONAL, INC		38.89	10-JUN-13	38.89	Reconciled

IRWD Ledger Payment Register For 01-JUN-13 To 30-JUN-13 Report Date: 01-JUL-2013 17:15  
 BANK: Bank of America N.A. Branch : Los Angeles Account: Checking AP and PR Page: 3  
 Bank Account Currency: USD ( US Dollar ) Payment Currency: USD ( US Dollar )  
 Payment Type: All Display Supplier Address: No

Payment Number	Sequence Num	Date	Supplier Name	Site	Payment Amount	Cleared Date	Cleared Amount	Status
Payment Document : IRWD CHECK								
339764	06-JUN-13	06-JUN-13	CREATIVE ALLIANCE GROUP LLC		7,964.41	14-JUN-13	7,964.41	Reconciled
339765	06-JUN-13	06-JUN-13	CREDENTIAL CHECK CORPORATION		69.84	10-JUN-13	69.84	Reconciled
339766	06-JUN-13	06-JUN-13	CUMMINS CAL PACIFIC LLC		787.76	10-JUN-13	787.76	Reconciled
339767	06-JUN-13	06-JUN-13	CUNNINGHAM DAVIS CORP		818.41	13-JUN-13	818.41	Reconciled
339768	06-JUN-13	06-JUN-13	DATASITE INC		6,518.00	18-JUN-13	6,518.00	Reconciled
339769	06-JUN-13	06-JUN-13	DELTA SYSTEMS ENGINEERING INC		44,411.16	13-JUN-13	44,411.16	Reconciled
339770	06-JUN-13	06-JUN-13	EAGLE GRAPHICS, INC		1,867.87	07-JUN-13	1,867.87	Reconciled
339771	06-JUN-13	06-JUN-13	ENDRESS AND HAUSER INC		2,193.36	11-JUN-13	2,193.36	Reconciled
339772	06-JUN-13	06-JUN-13	ENVIRONMENTAL EXPRESS INC		972.00	11-JUN-13	972.00	Reconciled
339773	06-JUN-13	06-JUN-13	ESA PWA		12,123.50	17-JUN-13	12,123.50	Reconciled
339774	06-JUN-13	06-JUN-13	FARRELL & ASSOCIATES		281.38	10-JUN-13	281.38	Reconciled
339775	06-JUN-13	06-JUN-13	FARWEST CORROSION CONTROL CO		5,364.30	12-JUN-13	5,364.30	Reconciled
339776	06-JUN-13	06-JUN-13	FEDEX		446.00	11-JUN-13	446.00	Reconciled
339777	06-JUN-13	06-JUN-13	FERGUSON WATERWORKS		513.00	10-JUN-13	513.00	Reconciled
339778	06-JUN-13	06-JUN-13	FIRST CHOICE SERVICES		320.89	11-JUN-13	320.89	Reconciled
339779	06-JUN-13	06-JUN-13	FISHER SCIENTIFIC COMPANY LLC		2,174.40	10-JUN-13	2,174.40	Reconciled
339780	06-JUN-13	06-JUN-13	FLEET SOLUTIONS LLC		2,599.93	11-JUN-13	2,599.93	Reconciled
339781	06-JUN-13	06-JUN-13	FM3 RESEARCH		22,399.00	13-JUN-13	22,399.00	Reconciled
339782	06-JUN-13	06-JUN-13	FRANK LA PLACA EXTERMINATING INC		175.00	14-JUN-13	175.00	Reconciled
339783	06-JUN-13	06-JUN-13	FRITSCH, HERBERT		99.61	11-JUN-13	99.61	Reconciled
339784	06-JUN-13	06-JUN-13	GANAHL LUMBER CO.		1,372.35	10-JUN-13	1,372.35	Reconciled
339785	06-JUN-13	06-JUN-13	GEORGE YARDLEY CO INC		561.31	10-JUN-13	561.31	Reconciled
339786	06-JUN-13	06-JUN-13	GONZALES, EDGAR		1,379.55	14-JUN-13	1,379.55	Reconciled
339787	06-JUN-13	06-JUN-13	GRAINGER		1,028.17	10-JUN-13	1,028.17	Reconciled
339788	06-JUN-13	06-JUN-13	GRAYBAR ELECTRIC COMPANY		2,070.92	10-JUN-13	2,070.92	Reconciled
339789	06-JUN-13	06-JUN-13	HACH COMPANY		5,611.47	14-JUN-13	5,611.47	Reconciled
339790	06-JUN-13	06-JUN-13	HDR ENGINEERING INC		144,548.33	14-JUN-13	144,548.33	Reconciled

IRWD Ledger Payment Register For 01-JUN-13 To 30-JUN-13 Report Date: 01-JUL-2013 17:15  
 BANK: Bank of America N.A. Branch : Los Angeles Account: Checking AP and PR Page: 4  
 Bank Account Currency: USD ( US Dollar ) Payment Currency: USD ( US Dollar )  
 Payment Type: All Display Supplier Address: No

Payment Number	Sequence Num	Date	Supplier Name	Site	Payment Amount	Cleared Date	Cleared Amount	Status
Payment Document : IRWD CHECK								
339791	06-JUN-13	06-JUN-13	HEWITT ASSOCIATES LLC		7,122.00	17-JUN-13	7,122.00	Reconciled
339792	06-JUN-13	06-JUN-13	HILL BROTHERS CHEMICAL COMPANY		10,856.35	13-JUN-13	10,856.35	Reconciled
339793	06-JUN-13	06-JUN-13	HILLEBRECHT, WARREN K		447.58	13-JUN-13	447.58	Reconciled
339794	06-JUN-13	06-JUN-13	HOLBROOK CONSTRUCTION INC		419.28	13-JUN-13	419.28	Reconciled
339795	06-JUN-13	06-JUN-13	HOME DEPOT USA INC		1,078.08	12-JUN-13	1,078.08	Reconciled

339796	06-JUN-13	HOWELL, JENNIFER	147.68	13-JUN-13	147.68	Reconciled
339797	06-JUN-13	HUNSAKER & ASSOCIATES IRVINE	2,744.00	11-JUN-13	2,744.00	Reconciled
339798	06-JUN-13	HYDRO-SCAPE PRODUCTS INC	85.51	10-JUN-13	85.51	Reconciled
339799	06-JUN-13	IBM CORPORATION	1,075.00	10-JUN-13	1,075.00	Reconciled
339800	06-JUN-13	II FUELS INC	28,517.26	12-JUN-13	28,517.26	Reconciled
339801	06-JUN-13	INDUSTRIAL NETWORKING SOLUTIONS	9,131.90	17-JUN-13	9,131.90	Reconciled
339802	06-JUN-13	IQM2 INC.	850.00	11-JUN-13	850.00	Reconciled
339803	06-JUN-13	IRVINE PACIFIC, LP	391.69	11-JUN-13	391.69	Reconciled
339804	06-JUN-13	IRVINE PIPE & SUPPLY INC	1,044.28	07-JUN-13	1,044.28	Reconciled
339805	06-JUN-13	IRWD-PETTY CASH CUSTODIAN	1,222.22	10-JUN-13	1,222.22	Reconciled
339806	06-JUN-13	J. COLON COATINGS, INC.	97,142.25	12-JUN-13	97,142.25	Reconciled
339807	06-JUN-13	JOE RHODES MAINT SERVICE INC	190.10	13-JUN-13	190.10	Reconciled
339808	06-JUN-13	JOHN G. ALEVIZOS D.O. INC.	313.90	11-JUN-13	313.90	Reconciled
339809	06-JUN-13	JOHN MICHAEL COVAS	134.00	18-JUN-13	134.00	Reconciled
339810	06-JUN-13	JOHNSON-PELTIER	119,557.00	17-JUN-13	119,557.00	Reconciled
339811	06-JUN-13	JONES & STOKES ASSOCIATES, INC	3,021.25	11-JUN-13	3,021.25	Reconciled
339812	06-JUN-13	KILL-N-BUGS TERMITE AND PEST CONTROL SERVICES	325.00	10-JUN-13	325.00	Reconciled
339813	06-JUN-13	LABELLE-MARVIN INC	1,400.00			Negotiable
339814	06-JUN-13	LEWIS BRISBOIS BISGAARD AND SMITH LLP	9,521.96	13-JUN-13	9,521.96	Reconciled
339815	06-JUN-13	LEWIS OPERATING CORP	6,104.50	12-JUN-13	6,104.50	Reconciled
339816	06-JUN-13	LSA ASSOCIATES INC	690.43	07-JUN-13	690.43	Reconciled

IRWD Ledger Payment Register For 01-JUN-13 To 30-JUN-13 Report Date: 01-JUL-2013 17:15  
 BANK: Bank of America N.A. Branch : Los Angeles Account: Checking AP and PR Page: 5  
 Bank Account Currency: USD ( US Dollar ) Payment Currency: USD ( US Dollar )  
 Payment Type: All Display Supplier Address: No

Payment Number	Sequence Num	Date	Supplier Name	Site	Payment Amount	Cleared Date	Cleared Amount	Status
Payment Document : IRWD CHECK								
339817		06-JUN-13	LUBRICATION ENGINEERS, INC.		207.14	10-JUN-13	207.14	Reconciled
339818		06-JUN-13	MA, VICTOR		21.68	14-JUN-13	21.68	Reconciled
339819		06-JUN-13	MALCOLM PIRNIE INC		4,106.69	10-JUN-13	4,106.69	Reconciled
339820		06-JUN-13	MARVIN GARDENS LLC		1,341.14	06-JUN-13	1,341.14	Reconciled
339821		06-JUN-13	MBC APPLIED ENVIRONMENTAL SCIENCES		1,250.00	07-JUN-13	1,250.00	Reconciled
339822		06-JUN-13	MC MASTER CARR SUPPLY CO		139.26	11-JUN-13	139.26	Reconciled
339823		06-JUN-13	MCCALL'S METERS, INC.		682.59	14-JUN-13	682.59	Reconciled
339824		06-JUN-13	MCCLAIN'S FURNITURE INC		878.75	07-JUN-13	878.75	Reconciled
339825		06-JUN-13	NATIONAL READY MIXED CONCRETE CO		479.60	10-JUN-13	479.60	Reconciled
339826		06-JUN-13	NATURES IMAGE INC		4,127.00	10-JUN-13	4,127.00	Reconciled
339827		06-JUN-13	NCM DEMOLITION & REMEDIATION		443.82	07-JUN-13	443.82	Reconciled
339828		06-JUN-13	NCM DEMOLITION & REMEDIATION		42.08	07-JUN-13	42.08	Reconciled
339829		06-JUN-13	NEWPORT BEACH CHAMBER OF COMMERCE		580.00	12-JUN-13	580.00	Reconciled
339830		06-JUN-13	NMG GEOTECHNICAL INC		9,284.10	20-JUN-13	9,284.10	Reconciled
339831		06-JUN-13	NOVACOAST INC		2,250.00	11-JUN-13	2,250.00	Reconciled
339832		06-JUN-13	O'HAREN GOVERNMENT RELATIONS		6,525.70	21-JUN-13	6,525.70	Reconciled
339833		06-JUN-13	OLIN CORPORATION		21,957.91	17-JUN-13	21,957.91	Reconciled
339834		06-JUN-13	ONESOURCE DISTRIBUTORS LLC		2,185.27	10-JUN-13	2,185.27	Reconciled
339835		06-JUN-13	ORANGE COUNTY TREASURER		70,775.47	13-JUN-13	70,775.47	Reconciled
339836		06-JUN-13	OUTSOURCE TECHNICAL LLC		14,476.25	17-JUN-13	14,476.25	Reconciled
339837		06-JUN-13	PACIFIC HYDROTECH CORPORATION		58,943.25	14-JUN-13	58,943.25	Reconciled
339838		06-JUN-13	PACIFIC RESOURCE RECOVERY		1,193.80	10-JUN-13	1,193.80	Reconciled
339839		06-JUN-13	PACIFIC SURVEYS, LLC		1,238.50	12-JUN-13	1,238.50	Reconciled
339840		06-JUN-13	PAYNE & FEARS LLP		605.00	07-JUN-13	605.00	Reconciled
339841		06-JUN-13	PIVOT INTERIORS INC		8,676.29	14-JUN-13	8,676.29	Reconciled

IRWD Ledger Payment Register For 01-JUN-13 To 30-JUN-13 Report Date: 01-JUL-2013 17:15  
 BANK: Bank of America N.A. Branch : Los Angeles Account: Checking AP and PR Page: 6  
 Bank Account Currency: USD ( US Dollar ) Payment Currency: USD ( US Dollar )

Payment Type: All

Display Supplier Address: No

Payment Number	Sequence Num	Date	Supplier Name	Site	Payment Amount	Cleared Date	Cleared Amount	Status
Payment Document : IRWD CHECK								
339842		06-JUN-13	PRAXAIR		323.50	11-JUN-13	323.50	Reconciled
339843		06-JUN-13	DISTRIBUTION INC					
339844		06-JUN-13	PREMIER PAVING INC		1,696.71	07-JUN-13	1,696.71	Reconciled
339845		06-JUN-13	PROCESS PUMP SALES INC		868.12	14-JUN-13	868.12	Reconciled
339846		06-JUN-13	PROFESSIONAL ELECTRICAL CONST		738.49	07-JUN-13	738.49	Reconciled
339847		06-JUN-13	PSB INTEGRATED MARKETING		2,362.50	10-JUN-13	2,362.50	Reconciled
339848		06-JUN-13	QUALITY ENVIRONMENTAL CONTAINERS		3,085.76	11-JUN-13	3,085.76	Reconciled
339849		06-JUN-13	QUALITY LAWN SERVICE		900.00	10-JUN-13	900.00	Reconciled
339850		06-JUN-13	QUICKEL PAVING INC		2,555.00	07-JUN-13	2,555.00	Reconciled
339851		06-JUN-13	RAINBOW DISPOSAL CO INC		482.22	07-JUN-13	482.22	Reconciled
339852		06-JUN-13	RALPH ANDERSEN & ASSOCIATES		3,500.00	11-JUN-13	3,500.00	Reconciled
339853		06-JUN-13	RAM AIR ENGINEERING INC		955.00	10-JUN-13	955.00	Reconciled
339854		06-JUN-13	RANCHO DE LOS ALISOS HOA		1,141.20	13-JUN-13	1,141.20	Reconciled
339855		06-JUN-13	REED, JAMES D		1,952.65	13-JUN-13	1,952.65	Reconciled
339856		06-JUN-13	RICHARD C SLADE & ASSOCIATES		14,036.00	17-JUN-13	14,036.00	Reconciled
339857		06-JUN-13	RINGCLEAR LLC		49.92	27-JUN-13	49.92	Reconciled
339858		06-JUN-13	ROCK STRUCTURES CONSTRUCTION COMPANY		4,962.50	13-JUN-13	4,962.50	Reconciled
339859		06-JUN-13	SAINICH, DAVID W		129.05	10-JUN-13	129.05	Reconciled
339860		06-JUN-13	SANTA ANA BLUE PRINT		412.24	11-JUN-13	412.24	Reconciled
339861		06-JUN-13	SANTA ANA CITY OF SCHINDLER ELEVATOR CORPORATION		19,760.37	18-JUN-13	19,760.37	Reconciled
339862		06-JUN-13	SEPARATION PROCESSES INC		176.40	10-JUN-13	176.40	Reconciled
339863		06-JUN-13	SHAMROCK SUPPLY CO INC		3,236.25	11-JUN-13	3,236.25	Reconciled
339864		06-JUN-13	SIGNATURE FLOORING INC		238.33	07-JUN-13	238.33	Reconciled
339865		06-JUN-13	SNYDER, WILLIAM		13,396.80	12-JUN-13	13,396.80	Reconciled
339866		06-JUN-13	SOUTH COAST AIR QUALITY MANAGEMENT DISTRICT		13.61	25-JUN-13	13.61	Reconciled
		06-JUN-13			2,098.98	10-JUN-13	2,098.98	Reconciled

IRWD Ledger Payment Register For 01-JUN-13 To 30-JUN-13 Report Date: 01-JUL-2013 17:15  
 BANK: Bank of America N.A. Branch : Los Angeles Account: Checking AP and PR Page: 7  
 Bank Account Currency: USD ( US Dollar ) Payment Currency: USD ( US Dollar )  
 Payment Type: All Display Supplier Address: No

Payment Number	Sequence Num	Date	Supplier Name	Site	Payment Amount	Cleared Date	Cleared Amount	Status
Payment Document : IRWD CHECK								
339867		06-JUN-13	SOUTHERN CALIFORNIA EDISON COMPANY		380,646.92	10-JUN-13	380,646.92	Reconciled
339868		06-JUN-13	SOUTHERN COUNTIES LUBRICANTS LLC		1,473.29	07-JUN-13	1,473.29	Reconciled
339869		06-JUN-13	SOUTHWEST ENVIRONMENTAL INC		53,477.91	14-JUN-13	53,477.91	Reconciled
339870		06-JUN-13	SS MECHANICAL CORPORATION		5,350.00	13-JUN-13	5,350.00	Reconciled
339871		06-JUN-13	STANTEC CONSULTING SERVICES INC.		4,596.98	10-JUN-13	4,596.98	Reconciled
339872		06-JUN-13	SUPERMEDIA LLC		72.75	12-JUN-13	72.75	Reconciled
339873		06-JUN-13	SWINERTON BUILDERS		916.08	10-JUN-13	916.08	Reconciled
339874		06-JUN-13	TAIT ENVIRONMENTAL SERVICES INC		1,057.65	11-JUN-13	1,057.65	Reconciled
339875		06-JUN-13	TAYLOR MORRISON		393.12	13-JUN-13	393.12	Reconciled
339876		06-JUN-13	TAYLOR WOODROW HOMES		26.96	13-JUN-13	26.96	Reconciled
339877		06-JUN-13	THE GITTELMAN GROUP		4,998.75	10-JUN-13	4,998.75	Reconciled
339878		06-JUN-13	THE IRVINE COMPANY LLC		96,000.00			Negotiable
339879		06-JUN-13	TISCHER, CHRISTINE L.		1,324.29	10-JUN-13	1,324.29	Reconciled
339880		06-JUN-13	TRIPAC MARKETING INC		2,147.74	07-JUN-13	2,147.74	Reconciled
339881		06-JUN-13	TROPICAL PLAZA NURSERY INC		9,365.37	12-JUN-13	9,365.37	Reconciled
339882		06-JUN-13	TRUGREEN LANDCARE LLC		7,535.25	13-JUN-13	7,535.25	Reconciled



339883	06-JUN-13	UNDERGROUND SERVICE ALERT OF SOUTHERN CALIFORNIA	771.00	14-JUN-13	771.00	Reconciled
339884	06-JUN-13	UNDERWOOD, LAYNE	23.08			Negotiable
339885	06-JUN-13	UNITED PARCEL SERVICE INC	30.99	10-JUN-13	30.99	Reconciled
339886	06-JUN-13	UNITED SITE SERVICES OF CALIFORNIA INC	139.26	10-JUN-13	139.26	Reconciled
339887	06-JUN-13	UNITED STATES POSTAL SERVICE	55.10	13-JUN-13	55.10	Reconciled
339888	06-JUN-13	UNIVAR USA INC	12,942.06	14-JUN-13	12,942.06	Reconciled
339889	06-JUN-13	URS CORPORATION	712.50	10-JUN-13	712.50	Reconciled
339890	06-JUN-13	US PEROXIDE LLC	12,713.87	14-JUN-13	12,713.87	Reconciled

IRWD Ledger Payment Register For 01-JUN-13 To 30-JUN-13 Report Date: 01-JUL-2013 17:15  
 BANK: Bank of America N.A. Branch : Los Angeles Account: Checking AP and PR Page: 8  
 Bank Account Currency: USD ( US Dollar ) Payment Currency: USD ( US Dollar )  
 Payment Type: All Display Supplier Address: No

Payment Number	Sequence Num	Date	Supplier Name	Site	Payment Amount	Cleared Date	Cleared Amount	Status
Payment Document : IRWD CHECK								
339891	06-JUN-13	V&A CONSULTING ENGINEERS			722.50	10-JUN-13	722.50	Reconciled
339892	06-JUN-13	VALLEJO, EMMANUEL			529.30	14-JUN-13	529.30	Reconciled
339893	06-JUN-13	VERIZON CALIFORNIA INC			239.41	12-JUN-13	239.41	Reconciled
339894	06-JUN-13	VERIZON WIRELESS SERVICES LLC			403.04	11-JUN-13	403.04	Reconciled
339895	06-JUN-13	WASTE MANAGEMENT OF ORANGE COUNTY			1,670.92	10-JUN-13	1,670.92	Reconciled
339896	06-JUN-13	WATERLINE TECHNOLOGIES INC			2,780.00	07-JUN-13	2,780.00	Reconciled
339897	06-JUN-13	WAXIE'S ENTERPRISES, INC			1,253.07	10-JUN-13	1,253.07	Reconciled
339898	06-JUN-13	WELLS SUPPLY COMPANY			1,156.79	07-JUN-13	1,156.79	Reconciled
339899	06-JUN-13	WEST COAST SAND & GRAVEL INC.			584.23	10-JUN-13	584.23	Reconciled
339900	06-JUN-13	WILDERMUTH ENVIRONMENTAL INC			624.00	11-JUN-13	624.00	Reconciled
339901	06-JUN-13	WILLIAM LYON HOMES			1,815.30	27-JUN-13	1,815.30	Reconciled
339902	06-JUN-13	WOODRUFF, SPRADLIN & SMART APC			25.50	10-JUN-13	25.50	Reconciled
339903	06-JUN-13	ORANGE COUNTY SANITATION DISTRICT	FOUNTAIN VALLEY		6,140.00	12-JUN-13	6,140.00	Reconciled
339904	06-JUN-13	FIDELITY SECURITY LIFE INSURANCE COMPANY	CINCINNATI		5,984.76	17-JUN-13	5,984.76	Reconciled
339905	12-JUN-13	JCI JONES CHEMICALS INC	CINCINNATI		2,752.75	17-JUN-13	2,752.75	Reconciled
339906	12-JUN-13	BANK OF NEW YORK MELLON TRUST COMPANY NA	NEWARK		1,105.00	18-JUN-13	1,105.00	Reconciled
339907	13-JUN-13	ORANGE COUNTY FIREIRVINE AUTHORITY			2,231.00			Negotiable
339908	13-JUN-13	Hector Sanchez	HOME		750.00			Negotiable
339909	13-JUN-13	Wayne Wright	HOME		195.00	17-JUN-13	195.00	Reconciled
339910	13-JUN-13	INTERNAL REVENUE SERVICE	OGDEN 4		18,632.42			Voided
339911	13-JUN-13	Christopher Fike			59.07	18-JUN-13	59.07	Reconciled
339912	13-JUN-13	Jeffrey Dugan			136.08	25-JUN-13	136.08	Reconciled
339913	13-JUN-13	Michelle Klein			9.04			Negotiable
339914	13-JUN-13	Nikola Mrvos			18.00	19-JUN-13	18.00	Reconciled
339915	13-JUN-13	Peer Swan			3,139.35	13-JUN-13	3,139.35	Reconciled
339916	13-JUN-13	Ray Bennett			250.99	25-JUN-13	250.99	Reconciled

IRWD Ledger Payment Register For 01-JUN-13 To 30-JUN-13 Report Date: 01-JUL-2013 17:15  
 BANK: Bank of America N.A. Branch : Los Angeles Account: Checking AP and PR Page: 9  
 Bank Account Currency: USD ( US Dollar ) Payment Currency: USD ( US Dollar )  
 Payment Type: All Display Supplier Address: No

Payment Number	Sequence Num	Date	Supplier Name	Site	Payment Amount	Cleared Date	Cleared Amount	Status
Payment Document : IRWD CHECK								
339917	13-JUN-13	ACTION ELECTRIC CORP			1,126.23	18-JUN-13	1,126.23	Reconciled
339918	13-JUN-13	AMERICAN WATER WORKS ASSOC			1,000.00	17-JUN-13	1,000.00	Reconciled
339919	13-JUN-13	AT&T			2,593.76	17-JUN-13	2,593.76	Reconciled
339920	13-JUN-13	AT&T			1,944.45	18-JUN-13	1,944.45	Reconciled
339921	13-JUN-13	AZTEC TECHNOLOGY CORPORATION			3,434.40	17-JUN-13	3,434.40	Reconciled
339922	13-JUN-13	BCGR			825.00	14-JUN-13	825.00	Reconciled
339923	13-JUN-13	BDC SPECIAL WASTE			200.00	17-JUN-13	200.00	Reconciled
339924	13-JUN-13	BEST DRILLING AND PUMP, INC.			21,911.75	19-JUN-13	21,911.75	Reconciled
339925	13-JUN-13	BLANK & DAHL, LLP			50,000.00	25-JUN-13	50,000.00	Reconciled

339926	13-JUN-13	BLOOMBERG FINANCE LP	11,987.66	20-JUN-13	11,987.66	Reconciled
339927	13-JUN-13	BOTTOM LINE UTILITY SOLUTIONS, INC.	105,341.30	18-JUN-13	105,341.30	Reconciled
339928	13-JUN-13	BOWIE, ARNESON, WILES & GIANNONE	30,375.33	25-JUN-13	30,375.33	Reconciled
339929	13-JUN-13	C WELLS PIPELINE MATERIALS INC	28,419.29	25-JUN-13	28,419.29	Reconciled
339930	13-JUN-13	CALDESAL	5,000.00	24-JUN-13	5,000.00	Reconciled
339931	13-JUN-13	CALIFORNIA BARRICADE INC	8,261.15	24-JUN-13	8,261.15	Reconciled
339932	13-JUN-13	CALSENSE	1,298.11	18-JUN-13	1,298.11	Reconciled
339933	13-JUN-13	CANON FINANCIAL SERVICES, INC	6,876.37	20-JUN-13	6,876.37	Reconciled
339934	13-JUN-13	CARL WARREN & CO	3,716.50	17-JUN-13	3,716.50	Reconciled
339935	13-JUN-13	CDW GOVERNMENT LLC	1,826.76	19-JUN-13	1,826.76	Reconciled
339936	13-JUN-13	CITY OF NEWPORT BEACH	886.91	17-JUN-13	886.91	Reconciled
339937	13-JUN-13	CLA-VAL COMPANY	55.10	14-JUN-13	55.10	Reconciled
339938	13-JUN-13	CLEAN ENERGY FUELS	1,269.53	19-JUN-13	1,269.53	Reconciled
339939	13-JUN-13	CLEARINGHOUSE	528.45	18-JUN-13	528.45	Reconciled
339940	13-JUN-13	CONEYBEARE INC	21,746.89	18-JUN-13	21,746.89	Reconciled
339941	13-JUN-13	CR & R INCORPORATED	12.20	19-JUN-13	12.20	Reconciled
339942	13-JUN-13	D & G SIGNS	3,127.40	19-JUN-13	3,127.40	Reconciled
339943	13-JUN-13	DALEY & HEFT LLP	7,020.15	26-JUN-13	7,020.15	Reconciled
339944	13-JUN-13	DEE JASPAR & ASSOCIATES, INC.	2,844.95	21-JUN-13	2,844.95	Reconciled
339945	13-JUN-13	ELECTRABOND	2,765.00	19-JUN-13	2,765.00	Reconciled
339946	13-JUN-13	ELECTRICAL SYSTEMS ENGINEERING	5,410.00	27-JUN-13	5,410.00	Reconciled

IRWD Ledger Payment Register For 01-JUN-13 To 30-JUN-13 Report Date: 01-JUL-2013 17:15  
 BANK: Bank of America N.A. Branch : Los Angeles Account: Checking AP and PR Page: 10  
 Bank Account Currency: USD ( US Dollar ) Payment Currency: USD ( US Dollar )  
 Payment Type: All Display Supplier Address: No

Payment Number	Sequence Num	Date	Supplier Name	Site	Payment Amount	Cleared Date	Cleared Amount	Status
Payment Document : IRWD CHECK								
339947		13-JUN-13	ENTERPRISE SECURITY, INC		303.33	18-JUN-13	303.33	Reconciled
339948		13-JUN-13	ENVIRON INTERNATIONAL CORP.		5,713.40	20-JUN-13	5,713.40	Reconciled
339949		13-JUN-13	ENVIRONMENTAL ENGINEERING AND CONTRACTING, INC.		7,879.47	19-JUN-13	7,879.47	Reconciled
339950		13-JUN-13	EVOLVE MEDIA		110.00	14-JUN-13	110.00	Reconciled
339951		13-JUN-13	FARRELL & ASSOCIATES		1,502.28	14-JUN-13	1,502.28	Reconciled
339952		13-JUN-13	FEDEX		550.32	18-JUN-13	550.32	Reconciled
339953		13-JUN-13	FERGUSON WATERWORKS		5,540.40	19-JUN-13	5,540.40	Reconciled
339954		13-JUN-13	FERGUSON, DAVID		6,501.42	18-JUN-13	6,501.42	Reconciled
339955		13-JUN-13	FISHER SCIENTIFIC COMPANY LLC		3,466.73	17-JUN-13	3,466.73	Reconciled
339956		13-JUN-13	FOUNTAIN VALLEY PAINTS		426.60	17-JUN-13	426.60	Reconciled
339957		13-JUN-13	GCI CONSTRUCTION, INC.		6,927.91	19-JUN-13	6,927.91	Reconciled
339958		13-JUN-13	GRAINGER		1,792.27	17-JUN-13	1,792.27	Reconciled
339959		13-JUN-13	H2O INNOVATION USA INC		10,525.09	24-JUN-13	10,525.09	Reconciled
339960		13-JUN-13	HAGEMEYER NORTH AMERICA INC		844.00	17-JUN-13	844.00	Reconciled
339961		13-JUN-13	HAMMAMI, ALI AL		33.30	17-JUN-13	33.30	Reconciled
339962		13-JUN-13	HDR ENGINEERING INC		26,049.35	20-JUN-13	26,049.35	Reconciled
339963		13-JUN-13	HILL BROTHERS CHEMICAL COMPANY		17,506.70	19-JUN-13	17,506.70	Reconciled
339964		13-JUN-13	HOME DEPOT USA INC		253.94	19-JUN-13	253.94	Reconciled
339965		13-JUN-13	INNOVATION PRODUCTS, INC.		1,795.00	18-JUN-13	1,795.00	Reconciled
339966		13-JUN-13	INTERNAL REVENUE SERVICE		25.00	19-JUN-13	25.00	Reconciled
339967		13-JUN-13	IRVINE PIPE & SUPPLY INC		2,060.51	14-JUN-13	2,060.51	Reconciled
339968		13-JUN-13	IRWD EMPLOYEE ASSOCIATION		470.00	14-JUN-13	470.00	Reconciled
339969		13-JUN-13	JCI JONES CHEMICALS INC		2,926.12	17-JUN-13	2,926.12	Reconciled
339970		13-JUN-13	Kristen Koenig		629.19	14-JUN-13	629.19	Reconciled
339971		13-JUN-13	LCS TECHNOLOGIES, INC.		10,875.00	19-JUN-13	10,875.00	Reconciled
339972		13-JUN-13	LEE & RO, INC.		21,968.30	19-JUN-13	21,968.30	Reconciled

IRWD Ledger Payment Register For 01-JUN-13 To 30-JUN-13 Report Date: 01-JUL-2013 17:15  
 BANK: Bank of America N.A. Branch : Los Angeles Account: Checking AP and PR Page: 11  
 Bank Account Currency: USD ( US Dollar ) Payment Currency: USD ( US Dollar )  
 Payment Type: All Display Supplier Address: No

Payment Number	Sequence Num	Date	Supplier Name	Site	Payment Amount	Cleared Date	Cleared Amount	Status
Payment Document : IRWD CHECK								
339973		13-JUN-13	LENOVO UNITED STATES INC		51.71	17-JUN-13	51.71	Reconciled
339974		13-JUN-13	LGC GEOTECHNICAL, INC.		3,853.84	14-JUN-13	3,853.84	Reconciled
339975		13-JUN-13	LIGHT COMMUNICATIONS INC		39,750.00	25-JUN-13	39,750.00	Reconciled
339976		13-JUN-13	LOCHRIDGE, DAVID		1,800.00	17-JUN-13	1,800.00	Reconciled
339977		13-JUN-13	LUBRICATION ENGINEERS, INC.		2,622.49	17-JUN-13	2,622.49	Reconciled
339978		13-JUN-13	LUNG & ASSOCIATES INC, ROBERT J		2,521.80	20-JUN-13	2,521.80	Reconciled
339979		13-JUN-13	MC MASTER CARR SUPPLY CO		738.23	18-JUN-13	738.23	Reconciled
339980		13-JUN-13	MERCHANTS LANDSCAPE SERVICES INC		2,334.89	14-JUN-13	2,334.89	Reconciled
339981		13-JUN-13	METLIFE AUTO AND HOME		5,570.25	18-JUN-13	5,570.25	Reconciled
339982		13-JUN-13	MGH PAINTING INC		1,950.00	17-JUN-13	1,950.00	Reconciled
339983		13-JUN-13	MISCOWATER		861.84	24-JUN-13	861.84	Reconciled
339984		13-JUN-13	MOODY'S INVESTORS SERVICE INC		13,000.00	24-JUN-13	13,000.00	Reconciled
339985		13-JUN-13	MUNICIPAL WATER DISTRICT OF ORANGE COUNTY		1,500.00	14-JUN-13	1,500.00	Reconciled
339986		13-JUN-13	MUTUAL PROPANE		85.36	17-JUN-13	85.36	Reconciled
339987		13-JUN-13	NATIONAL PLANT SERVICES		5,920.00	20-JUN-13	5,920.00	Reconciled
339988		13-JUN-13	NATIONAL READY MIXED CONCRETE CO		1,893.48	17-JUN-13	1,893.48	Reconciled
339989		13-JUN-13	NATURES IMAGE INC		1,933.13	17-JUN-13	1,933.13	Reconciled
339990		13-JUN-13	NORITSU AMERICA CORPORATION		495.13	18-JUN-13	495.13	Reconciled
339991		13-JUN-13	OLIN CORPORATION		24,784.79	21-JUN-13	24,784.79	Reconciled
339992		13-JUN-13	ORANGE COUNTY AUTO PARTS CO		318.43	14-JUN-13	318.43	Reconciled
339993		13-JUN-13	ORANGE COUNTY TREASURER		122.50	18-JUN-13	122.50	Reconciled
339994		13-JUN-13	PACIFIC COAST BOLT CORP		9,160.91	19-JUN-13	9,160.91	Reconciled
339995		13-JUN-13	PACIFIC GAS AND ELECTRIC COMPANY		22.67	19-JUN-13	22.67	Reconciled
339996		13-JUN-13	PACIFIC PARTS & CONTROLS INC		3,963.60	14-JUN-13	3,963.60	Reconciled
339997		13-JUN-13	PACIFIC RESOURCE RECOVERY		893.20	17-JUN-13	893.20	Reconciled

IRWD Ledger  
 BANK: Bank of America N.A. Branch : Los Angeles Account: Checking AP and PR Report Date: 01-JUL-2013 17:15  
 Bank Account Currency: USD ( US Dollar ) Payment Currency: USD ( US Dollar ) Page: 12  
 Payment Type: All Display Supplier Address: No

Payment Number	Sequence Num	Date	Supplier Name	Site	Payment Amount	Cleared Date	Cleared Amount	Status
Payment Document : IRWD CHECK								
339998		13-JUN-13	PAPER DEPOT DOCUMENT DESTRUCTION LLC		708.00	21-JUN-13	708.00	Reconciled
339999		13-JUN-13	PERS LONG TERM CARE		1,003.81	19-JUN-13	1,003.81	Reconciled
340000		13-JUN-13	PRAXAIR		238.45	19-JUN-13	238.45	Reconciled
340001		13-JUN-13	DISTRIBUTION INC PRINCIPAL LIFE INSURANCE		25,072.59	21-JUN-13	25,072.59	Reconciled
340002		13-JUN-13	RBF CONSULTING		1,800.00	18-JUN-13	1,800.00	Reconciled
340003		13-JUN-13	REACH EMPLOYEE ASSISTANCE INC		854.00	18-JUN-13	854.00	Reconciled
340004		13-JUN-13	RED HAWK FIRE & SECURITY (CA) LLC		450.00	17-JUN-13	450.00	Reconciled
340005		13-JUN-13	SANDERS PAVING INC		1,350.00	20-JUN-13	1,350.00	Reconciled
340006		13-JUN-13	SANTA ANA BLUE PRINT		7,418.65	21-JUN-13	7,418.65	Reconciled
340007		13-JUN-13	SHAMROCK SUPPLY CO INC		457.87	14-JUN-13	457.87	Reconciled
340008		13-JUN-13	SIRIUS COMPUTER SOLUTIONS INC		215.00	17-JUN-13	215.00	Reconciled
340009		13-JUN-13	SOUTH COAST WATER CO.		191.68	20-JUN-13	191.68	Reconciled
340010		13-JUN-13	SOUTHERN CALIFORNIA EDISON COMPANY		22,728.17	14-JUN-13	22,728.17	Reconciled
340011		13-JUN-13	SOUTHERN CALIFORNIA SECURITY CENTER, INC.		86.40	21-JUN-13	86.40	Reconciled
340012		13-JUN-13	SOUTHERN COUNTIES LUBRICANTS LLC		806.42	14-JUN-13	806.42	Reconciled
340013		13-JUN-13	SOUTHWESTERN		11,858.40	24-JUN-13	11,858.40	Reconciled

Payment Number	Sequence Num	Date	Supplier Name	Site	Payment Amount	Cleared Date	Cleared Amount	Status
340014		13-JUN-13	TECHNICAL MARKETING CO. INC STANDARD & POOR'S FINANCIAL SERVICES LLC		5,000.00	20-JUN-13	5,000.00	Reconciled
340015		13-JUN-13	SYNAGRO SOUTH, LLC		7,383.06	20-JUN-13	7,383.06	Reconciled
340016		13-JUN-13	TESTAMERICA LABORATORIES, INC		1,142.50	17-JUN-13	1,142.50	Reconciled
340017		13-JUN-13	THE FURMAN GROUP		10,149.00	20-JUN-13	10,149.00	Reconciled
340018		13-JUN-13	THE GAS COMPANY		120.57	18-JUN-13	120.57	Reconciled
340019		13-JUN-13	THOMAS HARDER & CO		13,132.50	26-JUN-13	13,132.50	Reconciled
340020		13-JUN-13	TROPICAL PLAZA NURSERY INC		517.62	14-JUN-13	517.62	Reconciled

IRWD Ledger Payment Register For 01-JUN-13 To 30-JUN-13 Report Date: 01-JUL-2013 17:15  
 BANK: Bank of America N.A. Branch : Los Angeles Account: Checking AP and PR Page: 13  
 Bank Account Currency: USD ( US Dollar ) Payment Currency: USD ( US Dollar )  
 Payment Type: All Display Supplier Address: No

Payment Number	Sequence Num	Date	Supplier Name	Site	Payment Amount	Cleared Date	Cleared Amount	Status
Payment Document : IRWD CHECK								
340021		13-JUN-13	UNITED SITE SERVICES OF CALIFORNIA INC		458.67	17-JUN-13	458.67	Reconciled
340022		13-JUN-13	UNITED STATES POST OFFICE		25,000.00	21-JUN-13	25,000.00	Reconciled
340023		13-JUN-13	US PEROXIDE LLC		4,250.00	17-JUN-13	4,250.00	Reconciled
340024		13-JUN-13	VULCAN MATERIALS COMPANY		1,476.91	17-JUN-13	1,476.91	Reconciled
340025		13-JUN-13	VWR INTERNATIONAL, LLC		3,597.70	17-JUN-13	3,597.70	Reconciled
340026		13-JUN-13	WASTE MANAGEMENT OF ORANGE COUNTY		1,582.73	18-JUN-13	1,582.73	Reconciled
340027		13-JUN-13	WATERLINE TECHNOLOGIES INC		13,955.60	19-JUN-13	13,955.60	Reconciled
340028		13-JUN-13	WAXIE'S ENTERPRISES, INC		1,092.20	17-JUN-13	1,092.20	Reconciled
340029		13-JUN-13	WECK LABORATORIES INC		2,730.00	14-JUN-13	2,730.00	Reconciled
340030		13-JUN-13	WEST COAST SAND & GRAVEL INC.		47,000.00	19-JUN-13	47,000.00	Reconciled
340031		13-JUN-13	WESTERN EXTERMINATOR COMPANY		16,737.00	25-JUN-13	16,737.00	Reconciled
340032		13-JUN-13	WIRELESS WATCHDOGS, LLC		920.00	24-JUN-13	920.00	Reconciled
340033		13-JUN-13	BANK OF NEW YORK MELLON TRUST COMPANY NA	NEWARK	2,756.00	20-JUN-13	2,756.00	Reconciled
340034		13-JUN-13	Christine Compton		70.82	17-JUN-13	70.82	Reconciled
340035		13-JUN-13	Cody Bill		186.61	18-JUN-13	186.61	Reconciled
340036		13-JUN-13	David Hayden		87.97	19-JUN-13	87.97	Reconciled
340037		13-JUN-13	Lester Busald Jr.		82.22	17-JUN-13	82.22	Reconciled
340038		13-JUN-13	Martin Perez		196.56	24-JUN-13	196.56	Reconciled
340039		14-JUN-13	ANTHEM BLUE CROSS	LOS ANGELES	2,012.80	20-JUN-13	2,012.80	Reconciled
340040		14-JUN-13	ANTHEM BLUE CROSS	LOS ANGELES	1,089.40	20-JUN-13	1,089.40	Reconciled
340041		14-JUN-13	EMPLOYEE BENEFIT SPECIALIST, INC		660.00	17-JUN-13	660.00	Reconciled
340042		14-JUN-13	ORANGE, COUNTY OF	IRVINE	0.00			Negotiable
340043		14-JUN-13	Shavonne Mays	HOME	9.60			Negotiable
340044		14-JUN-13	UNITED STATES TREASURY	OGDEN	18,632.42	19-JUN-13	18,632.42	Reconciled
340045		14-JUN-13	Nikola Mrvos	HOME	385.27	19-JUN-13	385.27	Reconciled
340046		19-JUN-13	PSB INTEGRATED MARKETING	LAKE FOREST	17,115.81	21-JUN-13	17,115.81	Reconciled

IRWD Ledger Payment Register For 01-JUN-13 To 30-JUN-13 Report Date: 01-JUL-2013 17:15  
 BANK: Bank of America N.A. Branch : Los Angeles Account: Checking AP and PR Page: 14  
 Bank Account Currency: USD ( US Dollar ) Payment Currency: USD ( US Dollar )  
 Payment Type: All Display Supplier Address: No

Payment Number	Sequence Num	Date	Supplier Name	Site	Payment Amount	Cleared Date	Cleared Amount	Status
Payment Document : IRWD CHECK								
340047		19-JUN-13	SAINT CLOUD STATE UNIVERSITY	SAINT CLOUD	5.00	27-JUN-13	5.00	Reconciled
340048		19-JUN-13	Jorge Figueroa	HOME	750.00	20-JUN-13	750.00	Reconciled
340049		20-JUN-13	THE UNIVERSITY OF IOWA	IOWA CITY	16.00	27-JUN-13	16.00	Reconciled
340050		20-JUN-13	Alfonso Paz		150.00			Negotiable
340051		20-JUN-13	Brad Garcia		50.00			Negotiable
340052		20-JUN-13	Eric Akiyoshi		55.47	20-JUN-13	55.47	Reconciled
340053		20-JUN-13	Harry Cho		120.50	24-JUN-13	120.50	Reconciled
340054		20-JUN-13	Kelly Welch		104.97	21-JUN-13	104.97	Reconciled
340055		20-JUN-13	Leslie Bonkowski		148.24	21-JUN-13	148.24	Reconciled
340056		20-JUN-13	Mattias Velardes		472.22	26-JUN-13	472.22	Reconciled
340057		20-JUN-13	Michael Chandler		90.00	27-JUN-13	90.00	Reconciled
340058		20-JUN-13	Noah Fehser		80.00			Negotiable

340059	20-JUN-13	Paul Cook	29.67					Negotiable
340060	20-JUN-13	Richard Olson	120.00					Negotiable
340061	20-JUN-13	Roberta Sitzler	42.63	27-JUN-13		42.63		Reconciled
340062	20-JUN-13	Rory Moore	105.00					Negotiable
340063	20-JUN-13	Stephen Donnelly	50.00					Negotiable
340064	20-JUN-13	Thomas Bonkowski	28.36	21-JUN-13		28.36		Reconciled
340065	20-JUN-13	Todd Colvin	130.00	25-JUN-13		130.00		Reconciled
340066	20-JUN-13	Todd Sinclair	165.00	27-JUN-13		165.00		Reconciled
340067	20-JUN-13	A & Y ASPHALT CONTRACTORS INC	167,707.12	25-JUN-13		167,707.12		Reconciled
340068	20-JUN-13	ADS LLC	1,991.00	24-JUN-13		1,991.00		Reconciled
340069	20-JUN-13	AIRGAS-WEST, INC.	529.64	24-JUN-13		529.64		Reconciled
340070	20-JUN-13	ALLISON, WILLIAM	35.42					Negotiable
340071	20-JUN-13	AMIDAR, PATRICIA	23.40	25-JUN-13		23.40		Reconciled
340072	20-JUN-13	AQUA BEN CORPORATION	33,057.07	25-JUN-13		33,057.07		Reconciled
340073	20-JUN-13	ARCADIS U.S., INC.	2,106.50	24-JUN-13		2,106.50		Reconciled
340074	20-JUN-13	AT&T	3,507.42	26-JUN-13		3,507.42		Reconciled
340075	20-JUN-13	AT&T	3,522.38	26-JUN-13		3,522.38		Reconciled
340076	20-JUN-13	AT&T	47.70	25-JUN-13		47.70		Reconciled
340077	20-JUN-13	AT&T	121.50					Negotiable
340078	20-JUN-13	BATTERY SPECIALTIES	631.15	25-JUN-13		631.15		Reconciled
340079	20-JUN-13	BAVCO BACKFLOW APPARATUS & VALVE COMPANY	599.30	21-JUN-13		599.30		Reconciled
340080	20-JUN-13	BICKMORE RISK SERVICES	2,250.00	25-JUN-13		2,250.00		Reconciled
340081	20-JUN-13	BIOMAGIC INC	7,650.28	25-JUN-13		7,650.28		Reconciled
340082	20-JUN-13	BIRD, SOON O	26.80	25-JUN-13		26.80		Reconciled
340083	20-JUN-13	BK FOUNTAIN WORKS	718.70	24-JUN-13		718.70		Reconciled

IRWD Ledger Payment Register For 01-JUN-13 To 30-JUN-13 Report Date: 01-JUL-2013 17:15  
 BANK: Bank of America N.A. Branch : Los Angeles Account: Checking AP and PR Page: 15  
 Bank Account Currency: USD ( US Dollar ) Payment Currency: USD ( US Dollar )  
 Payment Type: All Display Supplier Address: No

Payment Number	Sequence Num	Date	Supplier Name	Site	Payment Amount	Cleared Date	Cleared Amount	Status
Payment Document : IRWD CHECK								
340084		20-JUN-13	BLACK & VEATCH CORPORATION		53,208.00	27-JUN-13	53,208.00	Reconciled
340085		20-JUN-13	BORDERE, IRENE		208.00			Negotiable
340086		20-JUN-13	BRENNTAG PACIFIC INC		16,135.20	26-JUN-13	16,135.20	Reconciled
340087		20-JUN-13	BRUCE NEWELL		1,316.00	24-JUN-13	1,316.00	Reconciled
340088		20-JUN-13	BUCHANAN, MALCOLM D		22.20			Negotiable
340089		20-JUN-13	C WELLS PIPELINE MATERIALS INC		10,854.26			Negotiable
340090		20-JUN-13	CALIFORNIA BARRICADE INC		4,956.94	24-JUN-13	4,956.94	Reconciled
340091		20-JUN-13	CALIFORNIA PACIFIC HOMES		221.94	27-JUN-13	221.94	Reconciled
340092		20-JUN-13	CAMCO PACIFIC		546.45	25-JUN-13	546.45	Reconciled
340093		20-JUN-13	CANON FINANCIAL SERVICES, INC		15,166.03	27-JUN-13	15,166.03	Reconciled
340094		20-JUN-13	CATALINA MATERIAL HANDLING		13,536.00	25-JUN-13	13,536.00	Reconciled
340095		20-JUN-13	CHUL, IRENE		35.14			Negotiable
340096		20-JUN-13	CITY OF TUSTIN		78,055.46			Negotiable
340097		20-JUN-13	CLA-VAL COMPANY		6,720.67	25-JUN-13	6,720.67	Reconciled
340098		20-JUN-13	CNC ENGINEERING, INC		2,610.00	27-JUN-13	2,610.00	Reconciled
340099		20-JUN-13	CONDITION MONITORING SERVICES INC		1,745.00	24-JUN-13	1,745.00	Reconciled
340100		20-JUN-13	CONYBEARE INC		21,803.88	27-JUN-13	21,803.88	Reconciled
340101		20-JUN-13	CONTROLLED KEY SYSTEMS INC		742.73			Voided
340102		20-JUN-13	CREDENTIAL CHECK CORPORATION		791.20	24-JUN-13	791.20	Reconciled
340103		20-JUN-13	D & H WATER SYSTEMS INC.		1,368.10			Negotiable
340104		20-JUN-13	DDB ENGINEERING, INC.		763.90	21-JUN-13	763.90	Reconciled
340105		20-JUN-13	DELTA SYSTEMS ENGINEERING INC		30,147.09	26-JUN-13	30,147.09	Reconciled
340106		20-JUN-13	DEPARTMENT OF CONSUMER AFFAIRS		120.00			Negotiable
340107		20-JUN-13	DISCOVERY SCIENCE CENTER		6,969.48	27-JUN-13	6,969.48	Reconciled
340108		20-JUN-13	EAGLE GRAPHICS, INC		3,832.49	21-JUN-13	3,832.49	Reconciled
340109		20-JUN-13	EAST ORANGE COUNTY WATER DISTRICT		2,887.88	24-JUN-13	2,887.88	Reconciled

IRWD Ledger Payment Register For 01-JUN-13 To 30-JUN-13 Report Date: 01-JUL-2013 17:15  
 BANK: Bank of America N.A. Branch : Los Angeles Account: Checking AP and PR Page: 16  
 Bank Account Currency: USD ( US Dollar ) Payment Currency: USD ( US Dollar )  
 Payment Type: All Display Supplier Address: No

Cleared

Payment Number	Sequence Num	Date	Supplier Name	Site	Payment Amount	Date	Cleared Amount	Status
Payment Document : IRWD CHECK								
340110		20-JUN-13	ELECTRICAL SYSTEMS ENGINEERING CO		8,745.00	26-JUN-13	8,745.00	Reconciled
340111		20-JUN-13	EMTIAZ, HAMID		642.28			Negotiable
340112		20-JUN-13	ENVIRONMENTAL RESOURCE ASSOCIATES		531.61	24-JUN-13	531.61	Reconciled
340113		20-JUN-13	Eric Akiyoshi		1,383.63	20-JUN-13	1,383.63	Reconciled
340114		20-JUN-13	EVANS, CORY		12.58			Negotiable
340115		20-JUN-13	EVOLVE MEDIA		89.00	21-JUN-13	89.00	Reconciled
340116		20-JUN-13	FARRELL & ASSOCIATES		1,475.00	25-JUN-13	1,475.00	Reconciled
340117		20-JUN-13	FEDEX		144.08	25-JUN-13	144.08	Reconciled
340118		20-JUN-13	FIRE EXTINGUISHING SAFETY & SERVICE		730.08	27-JUN-13	730.08	Reconciled
340119		20-JUN-13	FIRST CHOICE SERVICES		1,198.21	25-JUN-13	1,198.21	Reconciled
340120		20-JUN-13	FISHER SCIENTIFIC COMPANY LLC		1,812.58	24-JUN-13	1,812.58	Reconciled
340121		20-JUN-13	FIVE POINT PARTNERS LLC		35,584.98	27-JUN-13	35,584.98	Reconciled
340122		20-JUN-13	FLEMING, WILLIAM		47.27			Negotiable
340123		20-JUN-13	FLW SERVICE CORPORATION		1,455.00	21-JUN-13	1,455.00	Reconciled
340124		20-JUN-13	FOSHEE, KERRY		28.95	25-JUN-13	28.95	Reconciled
340125		20-JUN-13	FURRHA, SALEM		14.20	24-JUN-13	14.20	Reconciled
340126		20-JUN-13	GANAHL LUMBER CO.		5,026.11	26-JUN-13	5,026.11	Reconciled
340127		20-JUN-13	GARZA INDUSTRIES, INC		1,381.97	21-JUN-13	1,381.97	Reconciled
340128		20-JUN-13	GEORGE YARDLEY CO INC		1,559.52	24-JUN-13	1,559.52	Reconciled
340129		20-JUN-13	GEOSCIENCE SUPPORT SERVICES INC		16,840.00	25-JUN-13	16,840.00	Reconciled
340130		20-JUN-13	GEOSYNTEC CONSULTANTS INC		817.23	26-JUN-13	817.23	Reconciled
340131		20-JUN-13	GOOGLE INC.		1,128.60	25-JUN-13	1,128.60	Reconciled
340132		20-JUN-13	GRAINGER		2,378.73	24-JUN-13	2,378.73	Reconciled
340133		20-JUN-13	GRAPHIC CONTROLS LLC		982.89	25-JUN-13	982.89	Reconciled
340134		20-JUN-13	GRIMM, GREGORY		10.58			Negotiable
340135		20-JUN-13	HARMSWORTH ASSOCIATES		6,550.00	26-JUN-13	6,550.00	Reconciled
340136		20-JUN-13	HARPER & ASSOCIATES		10,125.00			Negotiable
340137		20-JUN-13	ENGINEERING INC HDR ENGINEERING INC		18,348.36	27-JUN-13	18,348.36	Reconciled

IRWD Ledger Payment Register For 01-JUN-13 To 30-JUN-13 Report Date: 01-JUL-2013 17:15  
 BANK: Bank of America N.A. Branch : Los Angeles Account: Checking AP and PR Page: 17  
 Bank Account Currency: USD ( US Dollar ) Payment Currency: USD ( US Dollar )  
 Payment Type: All Display Supplier Address: No

Payment Number	Sequence Num	Date	Supplier Name	Site	Payment Amount	Date	Cleared Amount	Status
Payment Document : IRWD CHECK								
340138		20-JUN-13	HILL BROTHERS CHEMICAL COMPANY		4,212.30	24-JUN-13	4,212.30	Reconciled
340139		20-JUN-13	HOME DEPOT USA INC		1,011.08	26-JUN-13	1,011.08	Reconciled
340140		20-JUN-13	INVENSURE		105.80	27-JUN-13	105.80	Reconciled
340141		20-JUN-13	INSURANCE BROKERS IRON MOUNTAIN INFORMATION MANAGEMENT INC		1,717.51	24-JUN-13	1,717.51	Reconciled
340142		20-JUN-13	IRVINE PACIFIC, LP		15.00	27-JUN-13	15.00	Reconciled
340143		20-JUN-13	IRVINE PIPE & SUPPLY INC		246.60	21-JUN-13	246.60	Reconciled
340144		20-JUN-13	IRVINE PIPELINE COMPANY INC		558.58	27-JUN-13	558.58	Reconciled
340145		20-JUN-13	IRVINE PROPERTY MANAGEMENT		56.31	25-JUN-13	56.31	Reconciled
340146		20-JUN-13	IRVINE UNIFIED SCHOOL DISTRICT		200.00			Negotiable
340147		20-JUN-13	IRVINE UNIFIED SCHOOL DISTRICT		100.00	26-JUN-13	100.00	Reconciled
340148		20-JUN-13	IRVINE UNIFIED SCHOOL DISTRICT		100.00			Negotiable
340149		20-JUN-13	IRVINE UNIFIED SCHOOL DISTRICT		100.00			Negotiable
340150		20-JUN-13	IRWD-PETTY CASH CUSTODIAN		896.48	24-JUN-13	896.48	Reconciled
340151		20-JUN-13	JADDAO, SHIRLEY		20.00			Negotiable
340152		20-JUN-13	JOHN G. ALEVIOS D.O. INC.		307.00	25-JUN-13	307.00	Reconciled
340153		20-JUN-13	KAKUDA, SUMAKO		64.94			Negotiable
340154		20-JUN-13	KAUFMAN, MICHAEL		101.10			Negotiable
340155		20-JUN-13	KENNY THE PRINTER		408.70	21-JUN-13	408.70	Reconciled
340156		20-JUN-13	KERAMATI, ELIZABETH		15.71			Negotiable
340157		20-JUN-13	KILL-N-BUGS		325.00	21-JUN-13	325.00	Reconciled

Payment Number	Sequence Num	Date	Supplier Name	Site	Payment Amount	Cleared Date	Cleared Amount	Status
340158	20-JUN-13		TERMITE AND PEST CONTROL SERVICES		67.90			Negotiable
340159	20-JUN-13		KIM, LINA		4,157.48			Negotiable
340160	20-JUN-13		LAGUNA BEACH COUNTY WATER DISTRICT					
340161	20-JUN-13		LEE, BEVERLY M.		500.00	25-JUN-13	500.00	Reconciled
340162	20-JUN-13		LPA, INC.		250.00			Negotiable
340163	20-JUN-13		LUBRICATION ENGINEERS, INC.		650.00	25-JUN-13	650.00	Reconciled
			MAIN ELECTRIC SUPPLY COMPANY LLC		496.07	26-JUN-13	496.07	Reconciled

IRWD Ledger Payment Register For 01-JUN-13 To 30-JUN-13 Report Date: 01-JUL-2013 17:15  
 BANK: Bank of America N.A. Branch : Los Angeles Account: Checking AP and PR Page: 18  
 Bank Account Currency: USD ( US Dollar ) Payment Currency: USD ( US Dollar )  
 Payment Type: All Display Supplier Address: No

Payment Number	Sequence Num	Date	Supplier Name	Site	Payment Amount	Cleared Date	Cleared Amount	Status
Payment Document : IRWD CHECK								
340164	20-JUN-13		MALCOLM FIRNIE INC		43,894.69	27-JUN-13	43,894.69	Reconciled
340165	20-JUN-13		MARRIOTT INTL DBA SAN DIEGO MARRIOTT HOTEL & MARINA		1,816.95	27-JUN-13	1,816.95	Reconciled
340166	20-JUN-13		MAYER HOFFMAN MCCANN P.C.		7,625.00			Negotiable
340167	20-JUN-13		MC MASTER CARR SUPPLY CO		228.35	25-JUN-13	228.35	Reconciled
340168	20-JUN-13		MCCASSY, MALCOLM		30.14			Negotiable
340169	20-JUN-13		MOBILE MODULAR MANAGEMENT CORPORATION		1,111.32	24-JUN-13	1,111.32	Reconciled
340170	20-JUN-13		MURALIDHAR KADAMBALA		2,450.00			Negotiable
340171	20-JUN-13		NATIONAL READY MIXED CONCRETE CO		742.72	24-JUN-13	742.72	Reconciled
340172	20-JUN-13		NGUYEN, THIEN		14.93	24-JUN-13	14.93	Reconciled
340173	20-JUN-13		NINYO & MOORE		1,245.00	24-JUN-13	1,245.00	Reconciled
340174	20-JUN-13		NORTHWOOD PLACE APTS		26.55			Negotiable
340175	20-JUN-13		NOVACOAST INC		75.00	24-JUN-13	75.00	Reconciled
340176	20-JUN-13		OLIN CORPORATION		2,482.18	24-JUN-13	2,482.18	Reconciled
340177	20-JUN-13		ORANGE COUNTY TREASURER		198.00	21-JUN-13	198.00	Reconciled
340178	20-JUN-13		OUTSOURCE TECHNICAL LLC		34,590.00	27-JUN-13	34,590.00	Reconciled
340179	20-JUN-13		PAI SYSTEMS INC		1,710.00	24-JUN-13	1,710.00	Reconciled
340180	20-JUN-13		PAPUDEST, PRASAD		315.20			Negotiable
340181	20-JUN-13		PASCAL & LUDWIG CONSTRUCTORS		795.15	21-JUN-13	795.15	Reconciled
340182	20-JUN-13		PAULUS ENGINEERING INC		392,324.44	25-JUN-13	392,324.44	Reconciled
340183	20-JUN-13		PEDERSEN, WES		34.21	24-JUN-13	34.21	Reconciled
340184	20-JUN-13		PINNACLE TOWERS LLC		592.11	24-JUN-13	592.11	Reconciled
340185	20-JUN-13		PONTON INDUSTRIES INC		1,528.33			Negotiable
340186	20-JUN-13		POURADIB, AMIR		27.41			Negotiable
340187	20-JUN-13		PRICKETT, RACHEL		67.08			Negotiable
340188	20-JUN-13		PRUDENTIAL OVERALL SUPPLY		6,793.02	25-JUN-13	6,793.02	Reconciled
340189	20-JUN-13		PSOMAS		2,398.15	24-JUN-13	2,398.15	Reconciled
340190	20-JUN-13		R & R INDUSTRIAL SERVICES, INC.		1,740.70			Negotiable
340191	20-JUN-13		RESPONSE ENVELOPE, INC		2,796.26	21-JUN-13	2,796.26	Reconciled

IRWD Ledger Payment Register For 01-JUN-13 To 30-JUN-13 Report Date: 01-JUL-2013 17:15  
 BANK: Bank of America N.A. Branch : Los Angeles Account: Checking AP and PR Page: 19  
 Bank Account Currency: USD ( US Dollar ) Payment Currency: USD ( US Dollar )  
 Payment Type: All Display Supplier Address: No

Payment Number	Sequence Num	Date	Supplier Name	Site	Payment Amount	Cleared Date	Cleared Amount	Status
Payment Document : IRWD CHECK								
340192	20-JUN-13		Richard Brown		1,090.26	25-JUN-13	1,090.26	Reconciled
340193	20-JUN-13		RMC WATER AND ENVIRONMENT		29,950.15	27-JUN-13	29,950.15	Reconciled
340194	20-JUN-13		SANTA ANA BLUE PRINT		1,568.18	25-JUN-13	1,568.18	Reconciled
340195	20-JUN-13		SANTIAGO AQUEDUCT COMMISSION		4,664.28	24-JUN-13	4,664.28	Reconciled
340196	20-JUN-13		SCHWARTZ, KENNETH		212.64			Negotiable
340197	20-JUN-13		SECURTEC DISTRICT PATROL INC		7,360.00			Negotiable
340198	20-JUN-13		SEPARATION PROCESSES INC		2,235.90	27-JUN-13	2,235.90	Reconciled
340199	20-JUN-13		SHAMROCK SUPPLY CO INC		26.79	21-JUN-13	26.79	Reconciled
340200	20-JUN-13		SISMAN, APLASLAN		4.88			Negotiable

Payment Number	Sequence Num	Date	Supplier Name	Site	Payment Amount	Cleared Date	Cleared Amount	Status
340201		20-JUN-13	SMITH, NETTA		68.63	24-JUN-13	68.63	Reconciled
340202		20-JUN-13	SOUTH COAST AIR QUALITY MANAGEMENT DISTRICT		1,489.22	26-JUN-13	1,489.22	Reconciled
340203		20-JUN-13	SOUTHERN CALIFORNIA EDISON COMPANY		286,025.78	21-JUN-13	286,025.78	Reconciled
340204		20-JUN-13	SOUTHERN CALIFORNIA EDISON COMPANY		1,149.00	24-JUN-13	1,149.00	Reconciled
340205		20-JUN-13	STANCIL, AMY		18.04	26-JUN-13	18.04	Reconciled
340206		20-JUN-13	STANDARD PACIFIC		10.60			Negotiable
340207		20-JUN-13	SUAREZ, HECTOR		19.78			Negotiable
340208		20-JUN-13	SULLY-MILLER CONTRACTING CO.		50,054.19	25-JUN-13	50,054.19	Reconciled
340209		20-JUN-13	SULLY-MILLER CONTRACTING CO.		2,634.43	25-JUN-13	2,634.43	Reconciled
340210		20-JUN-13	TAI, KUANG		41.43	26-JUN-13	41.43	Reconciled
340211		20-JUN-13	TAKAHASHI, HISANORI		12.09			Negotiable
340212		20-JUN-13	TAYLOR, KATHERINE		86.24			Negotiable
340213		20-JUN-13	TECHNOLOGY OF MATERIALS		200.00	26-JUN-13	200.00	Reconciled
340214		20-JUN-13	TETRA TECH, INC		1,376.85	24-JUN-13	1,376.85	Reconciled
340215		20-JUN-13	THE GAS COMPANY		7,660.80	27-JUN-13	7,660.80	Reconciled
340216		20-JUN-13	THE GITTELMAN GROUP		10,251.19	26-JUN-13	10,251.19	Reconciled
340217		20-JUN-13	THE NEW HOME COMPANY		64.56			Negotiable
340218		20-JUN-13	THIAGARAJAH, FRED		12.41			Negotiable
340219		20-JUN-13	TIMOTHY W. HOGAN		1,053.00	24-JUN-13	1,053.00	Reconciled

IRWD Ledger Payment Register For 01-JUN-13 To 30-JUN-13 Report Date: 01-JUL-2013 17:15  
 BANK: Bank of America N.A. Branch : Los Angeles Account: Checking AP and PR Page: 20  
 Bank Account Currency: USD ( US Dollar ) Payment Currency: USD ( US Dollar )  
 Payment Type: All Display Supplier Address: No

Payment Number	Sequence Num	Date	Supplier Name	Site	Payment Amount	Cleared Date	Cleared Amount	Status
Payment Document : IRWD CHECK								
340220		20-JUN-13	TRAILS4ALL		750.00			Negotiable
340221		20-JUN-13	TRIPAC MARKETING INC		1,460.73	24-JUN-13	1,460.73	Reconciled
340222		20-JUN-13	TROPICAL PLAZA NURSERY INC		23,510.51	25-JUN-13	23,510.51	Reconciled
340223		20-JUN-13	TRUCPARCO		130.76	27-JUN-13	130.76	Reconciled
340224		20-JUN-13	TRUGREEN LANDCARE LLC		41,200.00	26-JUN-13	41,200.00	Reconciled
340225		20-JUN-13	ULINE INC		92.41	25-JUN-13	92.41	Reconciled
340226		20-JUN-13	UNITED PARCEL SERVICE INC		122.87	24-JUN-13	122.87	Reconciled
340227		20-JUN-13	URS CORPORATION		56,309.57			Negotiable
340228		20-JUN-13	USA BLUEBOOK		394.87	27-JUN-13	394.87	Reconciled
340229		20-JUN-13	VA CONSULTING, INC		1,100.00	24-JUN-13	1,100.00	Reconciled
340230		20-JUN-13	VANCE, IAN		21.66			Negotiable
340231		20-JUN-13	VECCHIO REAL ESTATE		91.99			Negotiable
340232		20-JUN-13	VERIZON CALIFORNIA INC		42.74	26-JUN-13	42.74	Reconciled
340233		20-JUN-13	VULCAN MATERIALS COMPANY		1,365.18	24-JUN-13	1,365.18	Reconciled
340234		20-JUN-13	WALTERS WHOLESALE ELECTRIC		380.60	24-JUN-13	380.60	Reconciled
340235		20-JUN-13	WANG, XIAQUAN		19.01	26-JUN-13	19.01	Reconciled
340236		20-JUN-13	WARMINGTON HOMES		241.36			Negotiable
340237		20-JUN-13	WAXIE'S ENTERPRISES, INC		481.33	24-JUN-13	481.33	Reconciled
340238		20-JUN-13	WEISKIRCH, CHRISTINE		100.00			Negotiable
340239		20-JUN-13	WEST COAST SAND & GRAVEL INC.		513.84	24-JUN-13	513.84	Reconciled
340240		20-JUN-13	WESTERN EXTERMINATOR COMPANY		440.00			Negotiable
340241		20-JUN-13	WILLIAM LYON HOMES		119.77			Negotiable
340242		20-JUN-13	WILSON, JOANNE		13.23			Negotiable
340243		20-JUN-13	WOO, LEAH		19.18			Negotiable
340244		20-JUN-13	WOOD, JEFF		35.55			Negotiable
340245		20-JUN-13	YANG, RENA		23.37			Negotiable
340246		20-JUN-13	YORKE ENGINEERING LLC		6,393.72	26-JUN-13	6,393.72	Reconciled
340247		20-JUN-13	Zackariah Tegel		2,592.67	25-JUN-13	2,592.67	Reconciled
340248		20-JUN-13	ORANGE COUNTY SANITATION DISTRICT	FOUNTAIN VALLEY	0.00			Negotiable

IRWD Ledger Payment Register For 01-JUN-13 To 30-JUN-13 Report Date: 01-JUL-2013 17:15  
 BANK: Bank of America N.A. Branch : Los Angeles Account: Checking AP and PR Page: 21  
 Bank Account Currency: USD ( US Dollar ) Payment Currency: USD ( US Dollar )  
 Payment Type: All Display Supplier Address: No

Payment Number	Sequence Num	Date	Supplier Name	Site	Payment Amount	Cleared Date	Cleared Amount	Status
----------------	--------------	------	---------------	------	----------------	--------------	----------------	--------



Payment Document : IRWD CHECK

Payment Number	Sequence Num	Date	Supplier Name	Site	Payment Amount	Cleared Date	Cleared Amount	Status
340249		20-JUN-13	ORANGE COUNTY SANITATION DISTRICT	FOUNTAIN VALLEY	0.00			Negotiable
340250		20-JUN-13	ORANGE COUNTY SANITATION DISTRICT	FOUNTAIN VALLEY	0.00			Negotiable
340251		25-JUN-13	DUDLEY RIDGE WATERPAY DISTRICT		143,237.67			Negotiable
340252		27-JUN-13	SOUTH COAST AIR QUALITY MANAGEMENTBAR 2 DISTRICT	DIAMOND	682.31			Negotiable
340253		27-JUN-13	Alejandro Coria		222.00			Negotiable
340254		27-JUN-13	Cody Cariker		50.00			Negotiable
340255		27-JUN-13	David Hayden		300.00			Negotiable
340256		27-JUN-13	Ethan Fike		220.00			Negotiable
340257		27-JUN-13	Gina Jackson		152.26			Negotiable
340258		27-JUN-13	Jacob Moeder		40.00			Negotiable
340259		27-JUN-13	Lars Oldewage		33.90			Negotiable
340260		27-JUN-13	Mark Gingras		340.00			Negotiable
340261		27-JUN-13	Mary Matheis		883.76			Negotiable
340262		27-JUN-13	Michael Hoffman		222.00			Negotiable
340263		27-JUN-13	Patrick Sheilds		12.00			Negotiable
340264		27-JUN-13	Steven Malloy		30.00			Negotiable
340265		27-JUN-13	RYAN, MICHAEL E	ORANGE	2,609.73			Negotiable
340266		27-JUN-13	Dane Johnson	HOME	200.00			Negotiable
340267		27-JUN-13	Gregory Heiertz	HOME	30.00			Negotiable
340268		27-JUN-13	A & Y ASPHALT CONTRACTORS INC		15,770.00			Negotiable
340269		27-JUN-13	AAF INTERNATIONAL		1,317.76			Negotiable
340270		27-JUN-13	ABAZARNIA, NADIA		104.55			Negotiable
340271		27-JUN-13	ABUSTAN, GODOFREDO		33.40			Negotiable
340272		27-JUN-13	ACHARYA, PRAVIN		26.50			Negotiable
340273		27-JUN-13	AIRGAS-WEST, INC.		50.59			Negotiable
340274		27-JUN-13	AL-ALI, AMMAR		50.79			Negotiable
340275		27-JUN-13	ALTISOURCE SOLUTIONS INC		236.68			Negotiable
340276		27-JUN-13	AMERICAN GEOTECHNICAL, INC.		500.00			Negotiable
340277		27-JUN-13	ANDERSONPENNA PARTNERS, INC		27,137.50			Negotiable
340278		27-JUN-13	AQUA-AEROBIC SYSTEMS INC		8,450.76			Negotiable
340279		27-JUN-13	ARELLANO, SARAH		28.52			Negotiable
340280		27-JUN-13	ARONSON, PHYLLIS		26.80			Negotiable
340281		27-JUN-13	AT&T		4,970.56			Negotiable
340282		27-JUN-13	AT&T		44.40			Negotiable

IRWD Ledger      Payment Register For 01-JUN-13 To 30-JUN-13      Report Date: 01-JUL-2013 17:15  
 BANK: Bank of America N.A.      Branch : Los Angeles      Account: Checking AP and PR      Page: 22  
 Bank Account Currency: USD ( US Dollar )      Payment Currency: USD ( US Dollar )  
 Payment Type: All      Display Supplier Address: No

Payment Number	Sequence Num	Date	Supplier Name	Site	Payment Amount	Cleared Date	Cleared Amount	Status
Payment Document : IRWD CHECK								
340283		27-JUN-13	BAILEY, JOE		22.10			Negotiable
340284		27-JUN-13	BARTOLIC, PATRICK		43.44			Negotiable
340285		27-JUN-13	BAY LLC, TRANQUIL		61.72			Negotiable
340286		27-JUN-13	BIGWIG MONSTER, LLC		17,000.00			Negotiable
340287		27-JUN-13	BILL'S SWEEPING SERVICE INC		1,265.00			Negotiable
340288		27-JUN-13	BIOMAGIC INC		6,471.52			Negotiable
340289		27-JUN-13	BOND LOGISTIX LLC		5,500.00			Negotiable
340290		27-JUN-13	BONIFACIO, MARIANNE		35.36			Negotiable
340291		27-JUN-13	BORCHARD SURVEYING & MAPPING, INC.		2,490.00			Negotiable
340292		27-JUN-13	BOSICH, JILL		23.26			Negotiable
340293		27-JUN-13	BOWIE, ARNESON, WILES & GIANNONE		82.00			Negotiable
340294		27-JUN-13	BOYCE, BEN		38.93			Negotiable
340295		27-JUN-13	BRIDGES, JAN		33.59			Negotiable
340296		27-JUN-13	BROWN, BRIDGETT		70.12			Negotiable
340297		27-JUN-13	C WELLS PIPELINE MATERIALS INC		40,440.60			Negotiable
340298		27-JUN-13	CABELA'S MARKETING AND BRAND MANAGEMENT, INC.		1,503.94			Negotiable
340299		27-JUN-13	CAL MAX PROPERTIES		31.38			Negotiable
340300		27-JUN-13	CALIFORNIA BARRICADE INC		5,096.72			Negotiable
340301		27-JUN-13	CALIFORNIA PACIFIC HOMES		260.62			Negotiable
340302		27-JUN-13	CANON FINANCIAL SERVICES, INC		2,937.84			Negotiable
340303		27-JUN-13	CANON SOLUTIONS AMERICA, INC.		407.01			Negotiable
340304		27-JUN-13	CARL WARREN & CO		1,340.32			Negotiable
340305		27-JUN-13	CARPENTER, WILLIAM		15.40			Negotiable

340306	27-JUN-13	CARTER, RYAN	39.57	Negotiable
340307	27-JUN-13	CHANG, MA'UN	93.86	Negotiable
340308	27-JUN-13	CHARLES P CROWLEY COMPANY INC	5,441.17	Negotiable
340309	27-JUN-13	CHEATHEAM, JUSTIN	25.28	Negotiable
340310	27-JUN-13	CHEM TECH INTERNATIONAL INC	6,564.80	Negotiable
340311	27-JUN-13	CHEN, JOANNE	51.50	Negotiable
340312	27-JUN-13	CHESHIRE, ELIZABETH	2,442.14	Negotiable
340313	27-JUN-13	CHIANG, SHAO	24.80	Negotiable

IRWD Ledger Payment Register For 01-JUN-13 To 30-JUN-13 Report Date: 01-JUL-2013 17:15  
 BANK: Bank of America N.A. Branch : Los Angeles Account: Checking AP and PR Page: 23  
 Bank Account Currency: USD ( US Dollar ) Payment Currency: USD ( US Dollar )  
 Payment Type: All Display Supplier Address: No

Payment Number	Sequence Num	Date	Supplier Name	Site	Payment Amount	Cleared Date	Cleared Amount	Status
Payment Document : IRWD CHECK								
340314		27-JUN-13	CHO DESIGN ASSOCIATES, INC		495.00			Negotiable
340315		27-JUN-13	CHOVANEC, TRACY		36.71			Negotiable
340316		27-JUN-13	CINTRON, RANDON		38.06			Negotiable
340317		27-JUN-13	CITY CIRCUIT BREAKERS		2,160.00			Negotiable
340318		27-JUN-13	CITY OF NEWPORT BEACH		924.59			Negotiable
340319		27-JUN-13	CITY PROPERTY PACIFIC		15.55			Negotiable
340320		27-JUN-13	CLEARINGHOUSE		528.45			Negotiable
340321		27-JUN-13	COE, EILEEN		40.34			Negotiable
340322		27-JUN-13	COLONIAL LIFE & ACCIDENT INSURANCE CO.		1,577.68			Negotiable
340323		27-JUN-13	COMMERCIAL COATING RESOURCE INC		734.00			Negotiable
340324		27-JUN-13	COMPASS PROPERTY MANAGEMENT		11.80			Negotiable
340325		27-JUN-13	ONEYBEARE INC		15,184.37			Negotiable
340326		27-JUN-13	CONSOLIDATED FABRICATORS CORP.		9,082.43			Negotiable
340327		27-JUN-13	CORELOGIC INC		36.00			Negotiable
340328		27-JUN-13	COSTA, DRAKE		20.22			Negotiable
340329		27-JUN-13	COX COMMUNICATIONS		100.35			Negotiable
340330		27-JUN-13	CRISANTI, STEVE		67.81			Negotiable
340331		27-JUN-13	CULVER COMPANY LLC		2,160.51			Negotiable
340332		27-JUN-13	D & H WATER SYSTEMS INC.		1,433.10			Negotiable
340333		27-JUN-13	DABBS, SAMMIE		29.56			Negotiable
340334		27-JUN-13	DALAHOO LLC		15.00			Negotiable
340335		27-JUN-13	DALANHOO, LLC		72.74			Negotiable
340336		27-JUN-13	DALEY & HEFT LLP		5,543.00			Negotiable
340337		27-JUN-13	DAO, KHOA		27.41			Negotiable
340338		27-JUN-13	DATASITE INC		6,678.00			Negotiable
340339		27-JUN-13	DEDE, JENNIFER		30.14			Negotiable
340340		27-JUN-13	DEL GUERCIO, ELYSA		27.41			Negotiable
340341		27-JUN-13	DIABETI, TODD		22.27			Negotiable
340342		27-JUN-13	DLT SOLUTIONS INC		8,372.00			Negotiable
340343		27-JUN-13	DONA, MARILYN L		20.94			Negotiable
340344		27-JUN-13	DORN, ERIC		15.00			Negotiable
340345		27-JUN-13	DUERR, ERICH		15.00			Negotiable
340346		27-JUN-13	EAGLE GRAPHICS, INC		3,158.04			Negotiable
340347		27-JUN-13	EAST ORANGE COUNTY WATER DISTRICT		1,459.70			Negotiable

IRWD Ledger Payment Register For 01-JUN-13 To 30-JUN-13 Report Date: 01-JUL-2013 17:15  
 BANK: Bank of America N.A. Branch : Los Angeles Account: Checking AP and PR Page: 24  
 Bank Account Currency: USD ( US Dollar ) Payment Currency: USD ( US Dollar )  
 Payment Type: All Display Supplier Address: No

Payment Number	Sequence Num	Date	Supplier Name	Site	Payment Amount	Cleared Date	Cleared Amount	Status
Payment Document : IRWD CHECK								
340348		27-JUN-13	EATHERLY, DIANE		65.92			Negotiable
340349		27-JUN-13	EHSAN, MAHSHID		25.89			Negotiable
340350		27-JUN-13	ELNABLI, TAREK		44.65			Negotiable
340351		27-JUN-13	EMEDCO		402.45			Negotiable
340352		27-JUN-13	ENVIRONMENTAL EXPRESS INC		3,452.45			Negotiable
340353		27-JUN-13	EQUIPMENT DIRECT INC		344.28			Negotiable
340354		27-JUN-13	FABER, JODI		251.27			Negotiable
340355		27-JUN-13	FANG, FRANK		55.61			Negotiable
340356		27-JUN-13	FARRELL & ASSOCIATES		1,036.80			Negotiable
340357		27-JUN-13	FERGUSON ENTERPRISES, INC.		1,135.39			Negotiable
340358		27-JUN-13	FIELD, MARIA		24.69			Negotiable
340359		27-JUN-13	FISERV		12,274.04			Negotiable

340360	27-JUN-13	FISHER SCIENTIFIC COMPANY LLC	15,608.27	Negotiable
340361	27-JUN-13	FLEET SOLUTIONS LLC	4,016.95	Negotiable
340362	27-JUN-13	FORD, HOWARD G	35.42	Negotiable
340363	27-JUN-13	FORGEY, DUNCAN	54.53	Negotiable
340364	27-JUN-13	FOX, STEVEN	12.85	Negotiable
340365	27-JUN-13	FRANTZ, NICOLE	35.39	Negotiable
340366	27-JUN-13	FRASER, NIGEL	23.40	Negotiable
340367	27-JUN-13	FRENN, CINDEE	26.50	Negotiable
340368	27-JUN-13	FRIIS, ANGELA	28.20	Negotiable
340369	27-JUN-13	FU, LIJUAN	59.27	Negotiable
340370	27-JUN-13	FUJII, EDWARD Y	44.64	Negotiable
340371	27-JUN-13	GEICO	3,444.81	Negotiable
340372	27-JUN-13	GENTRY, CHARLES	14.37	Negotiable
340373	27-JUN-13	GILBERT, DAVID	24.80	Negotiable
340374	27-JUN-13	GONG, XUE	28.32	Negotiable
340375	27-JUN-13	GONZALES, CONNIE	26.50	Negotiable
340376	27-JUN-13	GOU, JEAN	26.57	Negotiable
340377	27-JUN-13	GRAINGER	4,960.01	Negotiable
340378	27-JUN-13	GRAPHIC CONTROLS LLC	50.74	Negotiable
340379	27-JUN-13	GS1-4 LLC	19.95	Negotiable
340380	27-JUN-13	HAAKER EQUIPMENT COMPANY	1,232.59	Negotiable
340381	27-JUN-13	HACH COMPANY	171.36	Negotiable
340382	27-JUN-13	HAGEMEYER NORTH AMERICA INC	5,217.49	Negotiable
340383	27-JUN-13	HANSON BRIDGETT LLP	3,758.00	Negotiable

IRWD Ledger Payment Register For 01-JUN-13 To 30-JUN-13 Report Date: 01-JUL-2013 17:15  
 BANK: Bank of America N.A. Branch : Los Angeles Account: Checking AP and PR Page: 25  
 Bank Account Currency: USD ( US Dollar ) Payment Currency: USD ( US Dollar )  
 Payment Type: All Display Supplier Address: No

Payment Number	Sequence Num	Date	Supplier Name	Site	Payment Amount	Cleared Date	Cleared Amount	Status
Payment Document : IRWD CHECK								
340384		27-JUN-13	HARDY & HARPER INC		12,815.00			Negotiable
340385		27-JUN-13	HARTFORD LIFE AND ACCIDENT INSURANCE COMPANY		158.98			Negotiable
340386		27-JUN-13	HAUGHEY, JEFFREY		116.41			Negotiable
340387		27-JUN-13	HDR ENGINEERING INC		14,856.77			Negotiable
340388		27-JUN-13	HENINGER, DEBI		55.83			Negotiable
340389		27-JUN-13	HENRY, JOSEPH		27.11			Negotiable
340390		27-JUN-13	HILL BROTHERS CHEMICAL COMPANY		22,768.70			Negotiable
340391		27-JUN-13	HO, HARRY		28.32			Negotiable
340392		27-JUN-13	HOME DEPOT USA INC		1,834.46			Negotiable
340393		27-JUN-13	HUANG, CORINNA		16.05			Negotiable
340394		27-JUN-13	IDEXX DISTRIBUTION, INC		5,713.35			Negotiable
340395		27-JUN-13	II FUELS INC		59,580.19			Negotiable
340396		27-JUN-13	INDUSTRIAL NETWORKING SOLUTIONS		5,003.16			Negotiable
340397		27-JUN-13	INTERNAL REVENUE SERVICE		25.00			Negotiable
340398		27-JUN-13	INTERNATIONAL LINE BUILDERS		543.80			Negotiable
340399		27-JUN-13	INVESTOR SERVICES BURBANK		15.55			Negotiable
340400		27-JUN-13	IRVINE COMMUNITY DEVELOPMENT COMPANY LLC		1,314.67			Negotiable
340401		27-JUN-13	IRVINE PACIFIC, LP		538.53			Negotiable
340402		27-JUN-13	IRVINE PIPE & SUPPLY INC		658.63			Negotiable
340403		27-JUN-13	IRWD EMPLOYEE ASSOCIATION		470.00			Negotiable
340404		27-JUN-13	IRWD-PETTY CASH CUSTODIAN		770.77			Negotiable
340405		27-JUN-13	J.R. FILANC CONSTRUCTION COMPANY INC.		6,315.99			Negotiable
340406		27-JUN-13	JACK RUBIN & SONS, INC		1,188.00			Negotiable
340407		27-JUN-13	JCI JONES CHEMICALS INC		5,505.50			Negotiable
340408		27-JUN-13	JESSEE, CHRISTINA		33.86			Negotiable
340409		27-JUN-13	JOHNSON BROTHERS VENTURES INC		839.23			Negotiable

IRWD Ledger Payment Register For 01-JUN-13 To 30-JUN-13 Report Date: 01-JUL-2013 17:15  
 BANK: Bank of America N.A. Branch : Los Angeles Account: Checking AP and PR Page: 26  
 Bank Account Currency: USD ( US Dollar ) Payment Currency: USD ( US Dollar )  
 Payment Type: All Display Supplier Address: No

Payment Number	Sequence Num	Date	Supplier Name	Site	Payment Amount	Cleared Date	Cleared Amount	Status
----------------	--------------	------	---------------	------	----------------	--------------	----------------	--------

D-15

Payment Document : IRWD CHECK

Payment Number	Sequence Num	Date	Supplier Name	Site	Payment Amount	Cleared Date	Cleared Amount	Status
340410		27-JUN-13	JOHNSON, GRANT L		32.58			Negotiable
340411		27-JUN-13	KAO, CANDACE		36.34			Negotiable
340412		27-JUN-13	KB HOMES		27.58			Negotiable
340413		27-JUN-13	KB PROPERTIES		70.20			Negotiable
340414		27-JUN-13	KILL-N-BUGS TERMITE AND PEST CONTROL SERVICES		1,350.00			Negotiable
340415		27-JUN-13	KIM, TAE HYUNG		78.86			Negotiable
340416		27-JUN-13	KS DIRECT LLC		2,278.80			Negotiable
340417		27-JUN-13	KVEEN, GIL		38.66			Negotiable
340418		27-JUN-13	LARSEN, CHRISTIAN		68.32			Negotiable
340419		27-JUN-13	LAU, ALEX		15.00			Negotiable
340420		27-JUN-13	LEE, GAIL		17.22			Negotiable
340421		27-JUN-13	LEE, PATRICIA		32.62			Negotiable
340422		27-JUN-13	LEE, YUEH HUI		24.95			Negotiable
340423		27-JUN-13	LENOVO UNITED STATES INC		8,450.29			Negotiable
340424		27-JUN-13	LGC GEOTECHNICAL, INC.		1,300.00			Negotiable
340425		27-JUN-13	LIM, JAE		57.81			Negotiable
340426		27-JUN-13	LIN, WEINING		39.13			Negotiable
340427		27-JUN-13	LUONG, BOB K		21.83			Negotiable
340428		27-JUN-13	MARTIN, ROBERT E		126.90			Negotiable
340429		27-JUN-13	MARVIN GARDENS LLC		2,593.70	27-JUN-13	2,593.70	Reconciled
340430		27-JUN-13	MARK, NANCY		43.30			Negotiable
340431		27-JUN-13	MAURIELLO, JOE		30.82			Negotiable
340432		27-JUN-13	MBC APPLIED ENVIRONMENTAL SCIENCES		1,250.00			Negotiable
340433		27-JUN-13	MC MASTER CARR SUPPLY CO		1,007.67			Negotiable
340434		27-JUN-13	MCR TECHNOLOGIES INC		1,438.94			Negotiable
340435		27-JUN-13	MEDNICK, SCOTT		26.55			Negotiable
340436		27-JUN-13	MERCER, SHAIN		30.40			Negotiable
340437		27-JUN-13	MERCHANTS LANDSCAPE SERVICES INC		7,280.00			Negotiable
340438		27-JUN-13	MILLER, SUSAN		90.82			Negotiable
340439		27-JUN-13	MINA, SHARON		757.92			Negotiable
340440		27-JUN-13	MODERN WATER INC		1,292.44			Negotiable
340441		27-JUN-13	MOHKAMI, NASSAR		22.91			Negotiable
340442		27-JUN-13	MOON, SAMEE		88.47			Negotiable
340443		27-JUN-13	MULLIN, LISA		152.14			Negotiable

IRWD Ledger

BANK: Bank of America N.A.  
Bank Account Currency: USD ( US Dollar )  
Payment Type: All

Branch : Los Angeles

Payment Register For 01-JUN-13 To 30-JUN-13

Account: Checking AP and PR

Report Date: 01-JUL-2013 17:15

Page: 27

Payment Currency: USD ( US Dollar )

Display Supplier Address: No

Payment Number	Sequence Num	Date	Supplier Name	Site	Payment Amount	Cleared Date	Cleared Amount	Status
Payment Document : IRWD CHECK								
340444		27-JUN-13	MUNICIPAL MAINTENANCE EQUIPMENT INC		3,567.29			Negotiable
340445		27-JUN-13	MUNICIPAL WATER DISTRICT OF ORANGE COUNTY		25,400.00			Negotiable
340446		27-JUN-13	MWH AMERICAS INC		300.00			Negotiable
340447		27-JUN-13	NANDAR, SEAN		21.28			Negotiable
340448		27-JUN-13	NATIONAL READY MIXED CONCRETE CO		660.16			Negotiable
340449		27-JUN-13	NCH CORPORATION		341.43			Negotiable
340450		27-JUN-13	NEPTUNE TECHNOLOGY GROUP, INC.		92,223.36			Negotiable
340451		27-JUN-13	NEW PIG CORPORATION		773.82			Negotiable
340452		27-JUN-13	NEWAGE INDUSTRIES INC		176.89			Negotiable
340453		27-JUN-13	NOFAL, AYMAN		253.11			Negotiable
340454		27-JUN-13	OLIN CORPORATION		33,025.04			Negotiable
340455		27-JUN-13	OLSON HAGEL FISHBURN, LLP		756.00			Negotiable
340456		27-JUN-13	ONESOURCE DISTRIBUTORS LLC		2,195.59			Negotiable
340457		27-JUN-13	ORANGE COUNTY PUMPING, INC.		450.00			Negotiable
340458		27-JUN-13	OSBORNE PROPERTIES		85.17			Negotiable
340459		27-JUN-13	OUTSOURCE TECHNICAL LLC		13,780.00			Negotiable
340460		27-JUN-13	PAN, SHERRY		25.89			Negotiable
340461		27-JUN-13	PAO, CHRISTINA		15.14			Negotiable
340462		27-JUN-13	PARK, SAMUEL		35.10			Negotiable
340463		27-JUN-13	PAULUS ENGINEERING INC		237.50			Negotiable
340464		27-JUN-13	PERS LONG TERM CARE		929.00			Negotiable
340465		27-JUN-13	PHAM, THAI		28.22			Negotiable
340466		27-JUN-13	PINNACLE LANDSCAPE		13,265.68			Negotiable

Payment Number	Sequence Num	Date	Supplier Name	Site	Payment Amount	Cleared Date	Cleared Amount	Status
340467		27-JUN-13	COMPANY POHLSON, LISA		28.32			Negotiable
340468		27-JUN-13	POLYDYNE INC		2,300.00			Negotiable
340469		27-JUN-13	PONTON INDUSTRIES INC		16,770.87			Negotiable
340470		27-JUN-13	POST COMPANY		1,107.50			Negotiable
340471		27-JUN-13	PRAXAIR DISTRIBUTION INC		5,076.66			Negotiable

IRWD Ledger Payment Register For 01-JUN-13 To 30-JUN-13 Report Date: 01-JUL-2013 17:15  
 BANK: Bank of America N.A. Branch : Los Angeles Account: Checking AP and PR Page: 28  
 Bank Account Currency: USD ( US Dollar ) Payment Currency: USD ( US Dollar )  
 Payment Type: All Display Supplier Address: No

Payment Number	Sequence Num	Date	Supplier Name	Site	Payment Amount	Cleared Date	Cleared Amount	Status
Payment Document : IRWD CHECK								
340472		27-JUN-13	PREEMINENT INVESTMENT CORP		28.32			Negotiable
340473		27-JUN-13	PRUDENTIAL OVERALL SUPPLY		424.48			Negotiable
340474		27-JUN-13	PSOMAS		2,192.02			Negotiable
340475		27-JUN-13	RABUCHIN, TOM		70.60			Negotiable
340476		27-JUN-13	RADWELL INTERNATIONAL INC		80.25			Negotiable
340477		27-JUN-13	RAM AIR ENGINEERING INC		5,396.64			Negotiable
340478		27-JUN-13	RBF CONSULTING		987.50			Negotiable
340479		27-JUN-13	READING GORILLA ESTATE SERVICES		16.18			Negotiable
340480		27-JUN-13	RED WING SHOES		241.92			Negotiable
340481		27-JUN-13	RHQADS, RANDALL		35.68			Negotiable
340482		27-JUN-13	RICHARD C SLADE & ASSOCIATES		10,823.60			Negotiable
340483		27-JUN-13	RMC WATER AND ENVIRONMENT		5,773.75			Negotiable
340484		27-JUN-13	ROBERTS, RAY		10.21			Negotiable
340485		27-JUN-13	ROBINSON, LAURA		114.52			Negotiable
340486		27-JUN-13	RODRIGUEZ, HUMBERTO		26.76			Negotiable
340487		27-JUN-13	RUBINCHIK, LORNA		29.23			Negotiable
340488		27-JUN-13	RUGH, LORRAINE		30.80			Negotiable
340489		27-JUN-13	RUIZ, HENRY		25.10			Negotiable
340490		27-JUN-13	SANTA ANA BLUE PRINT		8,655.49			Negotiable
340491		27-JUN-13	SANTANGELO, GRACE		17.90			Negotiable
340492		27-JUN-13	SANTIAGO AQUEDUCT COMMISSON		13,205.36			Negotiable
340493		27-JUN-13	SCHATZ, BRIAN		47.38			Negotiable
340494		27-JUN-13	SECURTEC DISTRICT PATROL INC		10,800.00			Negotiable
340495		27-JUN-13	SENZIK, CRAIG		38.68			Negotiable
340496		27-JUN-13	SEPARATION PROCESSES INC		1,368.75			Negotiable
340497		27-JUN-13	SETA, DENISE		13.08			Negotiable
340498		27-JUN-13	SHAMROCK SUPPLY CO INC		923.14			Negotiable
340499		27-JUN-13	SHINDE, ANIL		15.00			Negotiable
340500		27-JUN-13	SIEGEL, JORDAN		24.38			Negotiable
340501		27-JUN-13	SILVER, BONNIE		32.87			Negotiable
340502		27-JUN-13	SMITH, BART		23.23			Negotiable
340503		27-JUN-13	Soha Vazirnia		2,725.96			Negotiable
340504		27-JUN-13	SONG, MIJA		28.44			Negotiable

IRWD Ledger Payment Register For 01-JUN-13 To 30-JUN-13 Report Date: 01-JUL-2013 17:15  
 BANK: Bank of America N.A. Branch : Los Angeles Account: Checking AP and PR Page: 29  
 Bank Account Currency: USD ( US Dollar ) Payment Currency: USD ( US Dollar )  
 Payment Type: All Display Supplier Address: No

Payment Number	Sequence Num	Date	Supplier Name	Site	Payment Amount	Cleared Date	Cleared Amount	Status
Payment Document : IRWD CHECK								
340505		27-JUN-13	SOTODEH, MAHNAZ		24.77			Negotiable
340506		27-JUN-13	SOUTH COAST AIR QUALITY MANAGEMENT DISTRICT		3,038.03			Negotiable
340507		27-JUN-13	SOUTH COAST ANSWERING SERVICE		440.01			Negotiable
340508		27-JUN-13	SOUTH WEST PUMP & DRILLING INC		34,257.00			Negotiable
340509		27-JUN-13	SOUTHERN CALIFORNIA EDISON COMPANY		89,263.64			Negotiable
340510		27-JUN-13	SOUTHERN CALIFORNIA SECURITY CENTER, INC.		10.58			Negotiable
340511		27-JUN-13	STANDARD & POOR'S FINANCIAL SERVICES LLC		3,500.00			Negotiable
340512		27-JUN-13	STANTEC CONSULTING		779.15			Negotiable

Payment Number	Sequence Num	Date	Supplier Name	Site	Payment Amount	Cleared Date	Cleared Amount	Status
340513	27-JUN-13		SERVICES INC.					
340514	27-JUN-13		STICE COMPANY INC		703.35			Negotiable
340515	27-JUN-13		STOKES, CHRISTINE		128.42			Negotiable
340516	27-JUN-13		STOWE, BRIAN		32.98			Negotiable
340517	27-JUN-13		STURDIVANT, CHRISTIAN		32.92			Negotiable
340518	27-JUN-13		SUH, KATHERINE		58.86			Negotiable
340519	27-JUN-13		SUN ENGINEERING SERVICES, INC		4,019.90			Negotiable
340520	27-JUN-13		SUNCOAST NOVA LLC		11.50			Negotiable
340521	27-JUN-13		TANG, LEILING		27.41			Negotiable
340522	27-JUN-13		TAYLOR MORRISON		212.43			Negotiable
340523	27-JUN-13		TEKDRAULICS		5,455.47			Negotiable
340524	27-JUN-13		TESTAMERICA LABORATORIES, INC		192.15			Negotiable
340525	27-JUN-13		THE NEW HOME COMPANY		181.76			Negotiable
340526	27-JUN-13		THOMPSON, LISA		21.29			Negotiable
340527	27-JUN-13		TOGUCHI, PAT		26.50			Negotiable
340528	27-JUN-13		TOMAK MANAGEMENT INC.		15.00			Negotiable
340529	27-JUN-13		TRAN, AI		26.50			Negotiable
340530	27-JUN-13		TRAN, SHELLY		15.76			Negotiable
340531	27-JUN-13		TRANSCEND INVESTMENT TRENCH SHORING COMPANY		50.74			Negotiable
340531	27-JUN-13				184.21			Negotiable

IRWD Ledger Payment Register For 01-JUN-13 To 30-JUN-13 Report Date: 01-JUL-2013 17:15  
 BANK: Bank of America N.A. Branch : Los Angeles Account: Checking AP and PR Page: 30  
 Bank Account Currency: USD ( US Dollar ) Payment Currency: USD ( US Dollar )  
 Payment Type: All Display Supplier Address: No

Payment Number	Sequence Num	Date	Supplier Name	Site	Payment Amount	Cleared Date	Cleared Amount	Status
Payment Document : IRWD CHECK								
340532	27-JUN-13		TRIPAC MARKETING INC		695.56			Negotiable
340533	27-JUN-13		TROPICAL PLAZA NURSERY INC		3,445.29			Negotiable
340534	27-JUN-13		TRUGREEN LANDCARE LLC		2,987.00			Negotiable
340535	27-JUN-13		TSUKAMOTO, YUZO		29.72			Negotiable
340536	27-JUN-13		TUTTLE-CLICK FORD LINCOLN		54,352.30			Negotiable
340537	27-JUN-13		UNITED PARCEL SERVICE INC		32.10			Negotiable
340538	27-JUN-13		UNITED SITE SERVICES OF CALIFORNIA INC		597.93			Negotiable
340539	27-JUN-13		UNITED WAY OF ORANGE COUNTY		735.00			Negotiable
340540	27-JUN-13		US BANK NAT'L ASSOCIATION NORTH DAKOTA		93,212.00			Negotiable
340541	27-JUN-13		US PEROXIDE LLC		19,145.95			Negotiable
340542	27-JUN-13		USA BLUEBOOK		1,921.09			Negotiable
340543	27-JUN-13		UTILITY SYSTEMS SCIENCE & SOFTWARE INC.		1,625.00			Negotiable
340544	27-JUN-13		VALCARENGHI, TINA		51.28			Negotiable
340545	27-JUN-13		VANDER GUGHT, FREDERIC		63.68			Negotiable
340546	27-JUN-13		VAUGHT, MARY		47.12			Negotiable
340547	27-JUN-13		VCI CONSTRUCTION INC		6,037.00			Negotiable
340548	27-JUN-13		VERIZON CALIFORNIA INC		477.55			Negotiable
340549	27-JUN-13		VHANG, XINWEI		32.65			Negotiable
340550	27-JUN-13		VIEWPOINT REO REALTY		35.10			Negotiable
340551	27-JUN-13		VRX STUDIOS INC.		14,500.00			Negotiable
340552	27-JUN-13		VULCAN MATERIALS COMPANY		1,343.02			Negotiable
340553	27-JUN-13		VWR INTERNATIONAL, LLC		2,621.93			Negotiable
340554	27-JUN-13		WATERLINE TECHNOLOGIES INC		5,560.00			Negotiable
340555	27-JUN-13		WAXIE'S ENTERPRISES, INC		2,500.83			Negotiable
340556	27-JUN-13		WECK LABORATORIES INC		3,103.00			Negotiable

IRWD Ledger Payment Register For 01-JUN-13 To 30-JUN-13 Report Date: 01-JUL-2013 17:15  
 BANK: Bank of America N.A. Branch : Los Angeles Account: Checking AP and PR Page: 31  
 Bank Account Currency: USD ( US Dollar ) Payment Currency: USD ( US Dollar )  
 Payment Type: All Display Supplier Address: No

Payment Number	Sequence Num	Date	Supplier Name	Site	Payment Amount	Cleared Date	Cleared Amount	Status
Payment Document : IRWD CHECK								

340557	27-JUN-13	WEINBERG, GAYLEE	108.80	Negotiable
340558	27-JUN-13	WEINSTEIN, WENDY	22.58	Negotiable
340559	27-JUN-13	WESTERN AV	7,374.46	Negotiable
340560	27-JUN-13	WHOLESALE 46/DISCO	10,356.56	Negotiable
340561	27-JUN-13	WILLIAMS, JEAN D	26.50	Negotiable
340562	27-JUN-13	WILSON, ASHLEY	34.27	Negotiable
340563	27-JUN-13	WILSON, JEAN M	26.50	Negotiable
340564	27-JUN-13	WONG, ANGELICA	422.98	Negotiable
340565	27-JUN-13	WORKFLOWONE	2,340.88	Negotiable
340566	27-JUN-13	KYLEM WATER SOLUTIONS USA INC	26,011.48	Negotiable
340567	27-JUN-13	YANG, CATHY	25.00	Negotiable
340568	27-JUN-13	YANG, STEVEN	15.95	Negotiable
340569	27-JUN-13	YEH, GRETCHEN	10.60	Negotiable
340570	27-JUN-13	YUN, HYUNG HEE	56.18	Negotiable
340571	27-JUN-13	ZAMBANI, MAHESH	33.65	Negotiable
340572	27-JUN-13	ZANJANI, BEHJAT	28.32	Negotiable
340573	27-JUN-13	ZHANG, TAO	26.50	Negotiable
340574	27-JUN-13	AIRGAS-WEST, INC.	2,695.93	Negotiable
340575	27-JUN-13	CONEYBEARE INC	1,292.00	Negotiable
340576	27-JUN-13	INDUSTRIAL METAL SUPPLY CO	318.63	Negotiable
340577	27-JUN-13	IRVINE PIPE & SUPPLY INC	1,682.63	Negotiable
340578	27-JUN-13	MC FADDEN-DALE INDUSTRIAL	545.69	Negotiable
340579	27-JUN-13	MC MASTER CARR SUPPLY CO	415.59	Negotiable
340580	27-JUN-13	O'HAREN GOVERNMENT RELATIONS	6,567.35	Negotiable
340581	27-JUN-13	RALPH ANDERSEN & ASSOCIATES	3,074.67	Negotiable
340582	27-JUN-13	THE FURMAN GROUP	10,120.00	Negotiable
340583	27-JUN-13	TRUGREEN LANDCARE LLC	7,468.00	Negotiable
340584	27-JUN-13	VERIZON WIRELESS SERVICES LLC	13,252.95	Negotiable
340585	27-JUN-13	VIRTUAL POLYMER COMPOUNDS	9,300.00	Negotiable
340586	27-JUN-13	ORANGE COUNTY SANITATION DISTRICT	2,334.74	Negotiable
340587	28-JUN-13	CITY OF LAKE FOREST	1,000.00	Negotiable
340588	28-JUN-13	Debbie Kanoff	289.33	Negotiable
340589	28-JUN-13	Kelly Welch	278.59	Negotiable

IRWD Ledger Payment Register For 01-JUN-13 To 30-JUN-13 Report Date: 01-JUL-2013 17:15  
 BANK: Bank of America N.A. Branch : Los Angeles Account: Checking AP and PR Page: 32  
 Bank Account Currency: USD ( US Dollar ) Payment Currency: USD ( US Dollar )  
 Payment Type: All Display Supplier Address: No

Payment Number	Sequence Num	Date	Supplier Name	Site	Payment Amount	Cleared Date	Cleared Amount	Status
Payment Document : IRWD CHECK								
340590		28-JUN-13	Paul Weghorst		71.81			Negotiable
340591		28-JUN-13	AERATION INDUSTRIES INTERNATIONAL INC		16,310.50			Negotiable
340592		28-JUN-13	AFLAC		6,065.56			Negotiable
340593		28-JUN-13	ALLIANCE RESOURCE CONSULTING LLC		9,871.18			Negotiable
340594		28-JUN-13	ALSTON & BIRD LLP		427.61			Negotiable
340595		28-JUN-13	ARCADIS U.S., INC.		9,950.51			Negotiable
340596		28-JUN-13	BATTERY SPECIALTIES		3,246.32			Negotiable
340597		28-JUN-13	CALIFORNIA BARRICADE INC		2,502.00			Negotiable
340598		28-JUN-13	CALIFORNIA URBAN WATER CONSERVATION COUNCIL		500.00			Negotiable
340599		28-JUN-13	CH2M HILL, INC		666.32			Negotiable
340600		28-JUN-13	CITY OF ORANGE		292.98			Negotiable
340601		28-JUN-13	D & G SIGNS		934.20			Negotiable
340602		28-JUN-13	ENVIRONMENTAL SPECIALTY PRODUCTS		5,764.78			Negotiable
340603		28-JUN-13	FARRELL & ASSOCIATES		122.84			Negotiable
340604		28-JUN-13	FEDEX		341.41			Negotiable
340605		28-JUN-13	FERGUSON ENTERPRISES, INC.		134.13			Negotiable
340606		28-JUN-13	FLUID CONSERVATION SYSTEMS INC		579.20			Negotiable
340607		28-JUN-13	GANAHL LUMBER CO.		2,611.76			Negotiable
340608		28-JUN-13	GLOBALSTAR INC		169.01			Negotiable
340609		28-JUN-13	GRAINGER		17.49			Negotiable
340610		28-JUN-13	GSC IRVINE / MAIN, LLC		3,458.78			Negotiable
340611		28-JUN-13	HARDY & HARPER INC		1,200.00			Negotiable
340612		28-JUN-13	HERNANDEZ, GIOVANNI		940.52			Negotiable
340613		28-JUN-13	HEWITT ASSOCIATES LLC		5,167.00			Negotiable

340614	28-JUN-13	HILL BROTHERS CHEMICAL COMPANY	304.40	Negotiable
340615	28-JUN-13	HOME DEPOT USA INC	700.43	Negotiable
340616	28-JUN-13	HUNSAKER & ASSOCIATES IRVINE	1,614.00	Negotiable
340617	28-JUN-13	IRVINE PIPE & SUPPLY INC	433.47	Negotiable

IRWD Ledger  
 BANK: Bank of America N.A. Branch : Los Angeles Account: Checking AP and PR Report Date: 01-JUL-2013 17:15  
 Bank Account Currency: USD ( US Dollar ) Payment Currency: USD ( US Dollar ) Page: 33  
 Payment Type: All Display Supplier Address: No

Payment Number	Sequence Num	Date	Supplier Name	Site	Payment Amount	Cleared Date	Cleared Amount	Status
Payment Document : IRWD CHECK								
340618		28-JUN-13	JCI JONES CHEMICALS INC		2,047.47			Negotiable
340619		28-JUN-13	JEPSEN, ANDREA		209.80			Negotiable
340620		28-JUN-13	KEMP-MEEK MFG, INC		1,391.66			Negotiable
340621		28-JUN-13	KENNY THE PRINTER		393.12			Negotiable
340622		28-JUN-13	KOELLER NEBEKER CARLSON & HALUCK, LLP		1,965.80			Negotiable
340623		28-JUN-13	LA HABRA FENCE COMPANY INC		11,686.00			Negotiable
340624		28-JUN-13	LEWIS BRISBOIS BISGAARD AND SMITH LLP		2,509.10			Negotiable
340625		28-JUN-13	LEWIS OPERATING CORP		2,000.00			Negotiable
340626		28-JUN-13	LSA ASSOCIATES INC		460.00			Negotiable
340627		28-JUN-13	LUBRICATION ENGINEERS, INC.		1,446.39			Negotiable
340628		28-JUN-13	MARKET-THINK LLC		7,800.00			Negotiable
340629		28-JUN-13	MUTUAL PROPANE		71.22			Negotiable
340630		28-JUN-13	NATIONAL READY MIXED CONCRETE CO		470.48			Negotiable
340631		28-JUN-13	NEPTUNE TECHNOLOGY GROUP, INC.		26,107.92			Negotiable
340632		28-JUN-13	NEW FIG CORPORATION		223.64			Negotiable
340633		28-JUN-13	NORITSU AMERICA CORPORATION		119.00			Negotiable
340634		28-JUN-13	OAKLEY SALES CORP		8,391.87			Negotiable
340635		28-JUN-13	OLIN CORPORATION		13,496.03			Negotiable
340636		28-JUN-13	ONESOURCE DISTRIBUTORS LLC		356.05			Negotiable
340637		28-JUN-13	PAC RIM ENGINEERING		2,242.50			Negotiable
340638		28-JUN-13	PACIFIC PARTS & CONTROLS INC		1,934.15			Negotiable
340639		28-JUN-13	PARKHOUSE TIRE INC		6,238.83			Negotiable
340640		28-JUN-13	PRAXAIR DISTRIBUTION INC		2,050.60			Negotiable
340641		28-JUN-13	PRE-PAID LEGAL SERVICES INC		1,238.74			Negotiable
340642		28-JUN-13	PSB INTEGRATED MARKETING		2,362.50			Negotiable
340643		28-JUN-13	RAINBOW NUT & BOLT INC		228.11			Negotiable

IRWD Ledger  
 BANK: Bank of America N.A. Branch : Los Angeles Account: Checking AP and PR Report Date: 01-JUL-2013 17:15  
 Bank Account Currency: USD ( US Dollar ) Payment Currency: USD ( US Dollar ) Page: 34  
 Payment Type: All Display Supplier Address: No

Payment Number	Sequence Num	Date	Supplier Name	Site	Payment Amount	Cleared Date	Cleared Amount	Status
Payment Document : IRWD CHECK								
340644		28-JUN-13	RICHARD C SLADE & ASSOCIATES		1,222.00			Negotiable
340645		28-JUN-13	Ricky Perry		694.60			Negotiable
340646		28-JUN-13	SANTA ANA BLUE PRINT		1,944.26			Negotiable
340647		28-JUN-13	SHAMROCK SUPPLY CO INC		293.63			Negotiable
340648		28-JUN-13	SOUTH WEST PUMP & DRILLING INC		27,787.50			Negotiable
340649		28-JUN-13	SOUTHERN CALIFORNIA EDISON COMPANY		240,094.00			Negotiable
340650		28-JUN-13	STANTEC CONSULTING SERVICES INC.		1,555.35			Negotiable
340651		28-JUN-13	SUNSET INDUSTRIAL PARTS		9,225.36			Negotiable
340652		28-JUN-13	TETRA TECH, INC		25,792.47			Negotiable
340653		28-JUN-13	THOMAS HARDER & CO		6,885.00			Negotiable
340654		28-JUN-13	TROPICAL PLAZA NURSERY INC		4,891.91			Negotiable
340655		28-JUN-13	UNITED PARCEL		205.47			Negotiable



340656	28-JUN-13	SERVICE INC WATERLINE	2,780.00	Negotiable
340657	28-JUN-13	TECHNOLOGIES INC WESTERN	860.00	Negotiable
340658	28-JUN-13	WESTIN ENGINEERING, INC	2,850.00	Negotiable
340659	28-JUN-13	YUSON, JANICE	1,193.38	Negotiable
340660	30-JUN-13	Cheryl Kelly	156.39	Negotiable
340661	30-JUN-13	BOWIE, ARNESON, PAY WILES & GIANNONE	39,373.83	Voided
340662	30-JUN-13	BORCHARD SURVEYING & MAPPING, INC.	915.00	Voided
340663	30-JUN-13	DELTA SYSTEMS ENGINEERING INC	41,584.00	Voided
340664	30-JUN-13	ELEMENT MATERIALS TECHNOLOGY HUNTINGTON BEACH INC	500.00	Voided
340665	30-JUN-13	GCI CONSTRUCTION, INC.	34,850.00	Voided
340666	30-JUN-13	HARPER & ASSOCIATES ENGINEERING INC	1,476.00	Voided

IRWD Ledger Payment Register For 01-JUN-13 To 30-JUN-13 Report Date: 01-JUL-2013 17:15  
 BANK: Bank of America N.A. Branch : Los Angeles Account: Checking AP and PR Page: 35  
 Bank Account Currency: USD ( US Dollar ) Payment Currency: USD ( US Dollar )  
 Payment Type: All Display Supplier Address: No

Payment Number	Sequence Num	Date	Supplier Name	Site	Payment Amount	Cleared Date	Cleared Amount	Status
Payment Document : IRWD CHECK								
340667		30-JUN-13	HDR ENGINEERING INC		177,131.78			Voided
340668		30-JUN-13	MALCOLM PIRNIE INC		43,894.71			Voided
340669		30-JUN-13	NMG GEOTECHNICAL INC		27,143.04			Voided
340670		30-JUN-13	PAULUS ENGINEERING INC		442,302.70			Voided
340671		30-JUN-13	PSE INTEGRATED MARKETING		3,596.00			Negotiable
340672		30-JUN-13	VA CONSULTING, INC		294.00			Voided
340673		30-JUN-13	BOWIE, ARNESON, PAY WILES & GIANNONE		39,373.83			Negotiable
Payment Document Subtotal:					7,053,488.77		4,055,383.00	

Payment Document : IRWD Wire								
9966		06-JUN-13	CALPERS	SACRAMENTO 1	371,897.89			Negotiable
9967		04-JUN-13	YORK INSURANCE SERVICES GROUP INC - CA	PAY	2,194.28			Negotiable
9968		11-JUN-13	YORK INSURANCE SERVICES GROUP INC - CA	PAY	5,563.07			Negotiable
9969		14-JUN-13	INTERNAL REVENUE SERVICE	FRESNO	149,141.67			Negotiable
9970		14-JUN-13	FRANCHISE TAX BOARD	SACRAMENTO	41,538.24			Negotiable
9971		14-JUN-13	EMPLOYMENT DEVELOPMENT DEPARTMENT	W SACRAMENTO	10,692.35			Negotiable
9972		14-JUN-13	WILLIAMS, TWYLA	PARKER	658.62			Negotiable
9973		14-JUN-13	ORDONEZ, CYNTHIA MARIE	DESERT HOT SPR	500.17			Negotiable
9974		14-JUN-13	CALIFORNIA DEPARTMENT OF CHILD SUPPORT SERVICES	SACRAMENTO	1,991.98			Negotiable
9975		14-JUN-13	EMPLOYEE BENEFIT SPECIALIST, INC	PAY	10,552.29			Negotiable
9976		14-JUN-13	GREAT WEST	DENVER	90,216.81			Negotiable
9977		14-JUN-13	CALPERS	SACRAMENTO	83,302.22			Negotiable
9978		14-JUN-13	BANK OF AMERICA MERRILL LYNCH	PAY	599,322.39			Negotiable

IRWD Ledger Payment Register For 01-JUN-13 To 30-JUN-13 Report Date: 01-JUL-2013 17:15  
 BANK: Bank of America N.A. Branch : Los Angeles Account: Checking AP and PR Page: 36  
 Bank Account Currency: USD ( US Dollar ) Payment Currency: USD ( US Dollar )  
 Payment Type: All Display Supplier Address: No

Payment Number	Sequence Num	Date	Supplier Name	Site	Payment Amount	Cleared Date	Cleared Amount	Status
Payment Document : IRWD Wire								
9979		14-JUN-13	CITIGROUP GLOBAL MARKETS INC.	NEW YORK	599,322.78			Negotiable

9980	14-JUN-13	BANK OF AMERICA PAY		260,000.00	Negotiable
9981	14-JUN-13	MERRILL LYNCH SUMITOMO MITSUI NEW YORK BANKING CORPORAION		7,185.21	Negotiable
9982	14-JUN-13	BANK OF NEW YORK NEWARK MELLON TRUST COMPANY NA		3,542.74	Negotiable
9983	14-JUN-13	BANK OF NEW YORK NEWARK MELLON TRUST COMPANY NA		14,682.74	Negotiable
9984	17-JUN-13	SUMITOMO MITSUI NEW YORK BANKING CORPORAION		2,429.86	Negotiable
9985	17-JUN-13	U.S. BANK NATIONALPAY ASSOCIATION		9,347.26	Negotiable
9986	17-JUN-13	BANK OF AMERICA PAY MERRILL LYNCH		7,783.36	Negotiable
9987	17-JUN-13	BANK OF NEW YORK NEWARK MELLON TRUST COMPANY NA		2,400,395.89	Negotiable
9988	17-JUN-13	CITIGROUP GLOBAL NEW YORK MARKETS INC.		890,219.25	Negotiable
9989	17-JUN-13	J.R. FILANC ESCONDIDO CONSTRUCTION COMPANY INC.		538,378.22	Negotiable
9990	17-JUN-13	MUNICIPAL WATER FOUNTAIN DISTRICT OF ORANGEVALLEY COUNTY		2,680,685.23	Negotiable
9991	18-JUN-13	YORK INSURANCE PAY SERVICES GROUP INC - CA		2,855.47	Negotiable
9992	24-JUN-13	U.S. BANK NATIONALPAY ASSOCIATION		7,908.54	Negotiable
9993	24-JUN-13	DIMENSION COMPUTERDUBAI SOLUTIONS		8,000.00	Negotiable
9994	26-JUN-13	BANK OF NEW YORK NEWARK MELLON TRUST COMPANY NA		2,500.00	Negotiable
9995	28-JUN-13	YORK INSURANCE PAY SERVICES GROUP INC - CA		10,311.32	Negotiable
9996	28-JUN-13	INTERNAL REVENUE FRESNO SERVICE		163,766.29	Negotiable
9997	28-JUN-13	FRANCHISE TAX SACRAMENTO BOARD		44,425.00	Negotiable

IRWD Ledger Payment Register For 01-JUN-13 To 30-JUN-13 Report Date: 01-JUL-2013 17:15  
 BANK: Bank of America N.A. Branch : Los Angeles Account: Checking AP and PR Page: 37  
 Bank Account Currency: USD ( US Dollar ) Payment Currency: USD ( US Dollar )  
 Payment Type: All Display Supplier Address: No

Payment Number	Sequence Num	Date	Supplier Name	Site	Payment Amount	Cleared Date	Cleared Amount	Status
Payment Document : IRWD Wire								
9998		28-JUN-13	EMPLOYMENT DEVELOPMENT DEPARTMENT	W SACRAMENTO	11,130.78			Negotiable
9999		28-JUN-13	WILLIAMS, TWYLA	PARKER	658.62			Negotiable
10000		28-JUN-13	ORDONEZ, CYNTHIA MARIE	DESERT HOT SPR	500.17			Negotiable
10001		28-JUN-13	CALIFORNIA DEPARTMENT OF CHILD SUPPORT SERVICES	SACRAMENTO	1,991.98			Negotiable
10002		28-JUN-13	EMPLOYEE BENEFIT SPECIALIST, INC	PAY	9,489.48			Negotiable
10003		28-JUN-13	GREAT WEST	DENVER	88,407.44			Negotiable
10004		28-JUN-13	CALPERS	SACRAMENTO	87,991.13			Negotiable
10005		28-JUN-13	CALPERS	SACRAMENTO	2,379.24			Negotiable
10006		28-JUN-13	BANK OF NEW YORK MELLON TRUST COMPANY NA	PAY	35,000,000.00			Negotiable
10007		30-JUN-13	CERTIFIED BIO SERVICES, LLC	UPLAND	22,871.00			Negotiable
Payment Document Subtotal:					44,246,730.98			
Bank Account Subtotal :					51,300,219.75		4,055,383.00	
Report Count : 1015			Report Total:		51,300,219.75		4,055,383.00	

\*\*\* End of Report \*\*\*

# Exhibit "E"

**IRWD**

**Disclosure of Reimbursements to Board Members and Staff - Individual Charges of \$100 or More Per Transaction**

**Government Code Section 53065.5**

**Fiscal Year 2012 - 2013**

Name	Ck No.	Ck Date	Description	Amount
Adrian Murillo	335042	29-Nov-12	Safety shoes	140.06
Alejandro Coria	338335	4-Apr-13	Wastewater Treatment Grade II Operator certification	100.00
	340253	27-Jun-13	CWEA membership renewal	140.00
Alejandro Garcia	331519	12-Jul-12	Wastewater Distribution Operator D2 certification renewal	130.00
	337943	21-Mar-13	Safety shoes	200.00
Alexander Murphy	339564	23-May-13	CWEA Laboratory Analyst certification and WEF membership	313.00
Alexander Tang	334096	18-Oct-12	Safety shoes	125.00
Alfonso Paz	340050	20-Jun-13	Water Treatment T2 & Distribution Operator Grade D3 Certification renewals	150.00
Alvaro Alfaro	336888	14-Feb-13	Safety shoes	170.98
Amy McNulty	338718	25-Apr-13	Water & Energy Nexus Workshop San Francisco, CA, Mar. 20-21, 2013, lodging - 2 days	552.48
Andrew Brown	336516	24-Jan-13	Safety shoes	172.80
	337027	21-Feb-13	Wastewater Treatment Operator D3 exam fees	100.00
Andrew Parr	335260	6-Dec-12	Wastewater Distribution Operator D4 certification	140.00
Andrew Willis	338336	4-Apr-13	Water Distribution Operator Grade D5 certification renewal	105.00
Andrew Yue	333435	20-Sep-12	Reimbursement for Uniform-OC Riders	400.83
Anthony Mossbarger	334279	25-Oct-12	Five Point Executive Summit - Denver, CO, Oct. 15-16, 2012, lodging - 1 day	269.99
Anthony Rojas	335045	29-Nov-12	Wastewater Distribution Operator Grade 1 Certification exam & cert fees	120.00
Armando Morell	336891	14-Feb-13	Safety shoes	151.19
Arseny Kalinsky	335414	13-Dec-12	Water Treatment certification training	363.75
Bernardino Ordonez	334098	18-Oct-12	Safety shoes	123.90
Beth Beeman	337944	21-Mar-13	PR News Summit Conference San Francisco, CA, Feb 27, 2013, shuttle from San Diego to Orange County due to flight change	159.00
Blaise Counter	335046	29-Nov-12	Safety shoes	113.81
Bonnie Steward	335415	13-Dec-12	Safety shoes	124.95
Bradley Jackson	336893	14-Feb-13	Wastewater Distribution Operator D3 Certificate fee	120.00
			Wastewater Distribution Operator D3 certification exam fee	100.00
Brett Wilson	337546	14-Mar-13	Safety shoes	152.59
	339705	6-Jun-13	Annual Tool Expense Reimbursement	297.44
Brian Bystrom	338337	4-Apr-13	CWEA membership renewal	140.00
	339683	29-May-13	Safety eye glasses	225.00
Bryan Clinton	336517	24-Jan-13	AWWA T3-T4 Review class	345.00
	336894	14-Feb-13	Wastewater Treatment T4 Certification exam fee	130.00
	337028	21-Feb-13	Wastewater Treatment Operator T4 Certificate renewal	105.00
Carl Spangenberg	334784	15-Nov-12	WEF membership renewal	220.00
	335416	13-Dec-12	Professional Civil Engineering License renewal	115.00
	337539	7-Mar-13	ASCE Annual Membership Renewal	280.00
	339020	9-May-13	GE Power & Water User Group Conf-Seattle, WA, Apr. 28-30, 2013, lodging - 2 days	325.36
			SWMOA Annual Symposium in San Diego, CA, Apr. 22-23, 2013, lodging - 2 days	382.72
Carolyn German	332164	2-Aug-12	Retirement service award supplies for Randy Sundberg, Engineer/Planner	137.94
	339706	6-Jun-13	Meeting supplies	103.46
Casey Hansen	333901	11-Oct-12	Safety shoes	150.84

IRWD

Disclosure of Reimbursements to Board Members and Staff - Individual Charges of \$100 or More Per Transaction

Government Code Section 53065.5

Fiscal Year 2012 - 2013

Name	Ck No.	Ck Date	Description	Amount
	336002	10-Jan-13	CWEA membership fee	152.00
Casey King	332528	16-Aug-12	Wastewater Distribution Operator Grade 4 examination fee	130.00
	333100	13-Sep-12	Water Treatment Operator T3 exam fee	100.00
Charles Boone	332529	16-Aug-12	CWEA membership renewal	132.00
Charles Hjorth	336538	31-Jan-13	CWEA membership renewal	140.00
	338540	18-Apr-13	Safety shoes	311.99
Chris Kinner	336722	7-Feb-13	CWEA membership renewal	140.00
Christine Compton	339684	29-May-13	CMUA 81st Annual Conf, Apr. 10-11, 2013, mileage	107.76
Christopher Fike	336539	31-Jan-13	CWEA membership renewal	140.00
Christopher Smithson	339022	9-May-13	AWWA: Financial Mgmt Seminar, San Diego, CA, Apr. 22-23, 2013, lodging - 2 days	443.02
Cody Bill	340035	13-Jun-13	Safety shoes	186.61
Colton Martin	337029	21-Feb-13	CWEA membership renewal	140.00
Craig Cascelli	332530	16-Aug-12	CWEA membership renewal	132.00
Dale Alberts	336540	31-Jan-13	Cross Connection Backflow Tester Certification renewal fee	165.00
Dan Legault	336895	14-Feb-13	Annual Tool Reimbursement Expense	745.87
Dana Wehr	338719	25-Apr-13	Wastewater Treatment Grade IV Operator certification	190.00
Dane Johnson	340266	27-Jun-13	Safety shoes	200.00
David Chaney	331520	12-Jul-12	CWEA Membership and Grade 2 Collection Sys Certificate	212.00
David Cole	335261	6-Dec-12	CWEA membership Dues and Laboratory Analyst Grade 2 Test and Certification Fees	132.00
			Laboratory Analysis Grade 2 examination fee	150.00
David Crowe	336542	31-Jan-13	AWWA Introduction of the Utility course	175.00
	337945	21-Mar-13	AWWA Basic Supervision course	195.00
	338340	4-Apr-13	AWWA Hiring Employees & Rules training	195.00
David Hayden	340255	27-Jun-13	SWRCB Waste Treatment Plant Operator Grade III Certification renewal	300.00
David Paulson	332547	23-Aug-12	Wastewater Treatment Operator T4 certificate	105.00
	337031	21-Feb-13	Wastewater Distribution Operator D5 Certificate renewal	105.00
Debbie Kanoff	332166	2-Aug-12	Toastmasters meeting supplies	126.89
	334785	15-Nov-12	American Risk Management 55 Course Guide	187.00
			Supplies for employee potluck	175.00
	337032	21-Feb-13	2013 PARMA Conference, Rancho Mirage, CA, Feb. 3-6, 2013, lodging - 2 days	327.79
			2013 PARMA Conference, Rancho Mirage, CA, Feb. 3-6, 2013, mileage	115.43
			Toastmasters materials	116.59
	340588	28-Jun-13	Supplies for Toastmasters meeting	108.46
Didene Martin	333474	27-Sep-12	Safety shoes	200.00
	334103	18-Oct-12	Safety glasses	225.00
	337229	28-Feb-13	SWRCG Grade III WWTP certificate renewal Fee	170.00
Douglas Reinhart	331521	12-Jul-12	WateReuse & Desalination Research Conference San Diego, CA, June 3-4, 2012, lodging - 1 day	215.42
	333904	11-Oct-12	WateReuse Symposium Hollywood, FL, Sept. 8-10, 2012, lodging, 2 days	397.38
	336724	7-Feb-13	ACWA 2012 Fall Conference Las Vegas, NV, Dec. 4-7, 2012, lodging - 3 days	638.52
			WRA & WRF Board meeting in Los Angeles, CA, Dec. 10-11, 2012, lodging - 1 day	149.14

IRWD

Disclosure of Reimbursements to Board Members and Staff - Individual Charges of \$100 or More Per Transaction

Government Code Section 53065.5

Fiscal Year 2012 - 2013

Name	Ck No.	Ck Date	Description	Amount
	336884	8-Feb-13	CRWUA Annual Conference, Las Vegas, NV, Dec. 12-14, 2012, lodging - 2 days	255.36
	337952	28-Mar-13	Legislative meeting in Washington, DC, Feb. 12, 2013, lodging - 1 day	372.13
			WateReuse Annual Conference Monterey, CA, Mar. 17-19, 2013, CA, airfare	437.80
			WateReuse Annual Conference Monterey, CA, Mar. 17-19, 2013, CA, lodging, 2 days	422.26
			WateReuse Board meeting Washington DC, Mar. 5-6, 2013, airfare	548.80
			WateReuse Board meeting Washington DC, Mar. 5-6, 2013, lodging, 2 days	423.48
	338721	25-Apr-13	Urban Water Institute Spring Conference in Palm Springs, CA, Feb. 20-21, 2013, lodging - 1 day	161.82
	339577	29-May-13	ACWA Spring conference Sacramento, CA, May 7-10, 2013, lodging - 3 days	669.81
			ACWA Spring conference Sacramento, CA, May 7-10, 2013, mileage	481.38
			WateReuse & Desalination Research Conference Phoenix, AZ, May 4-6, 2013, car rental, 2 days	184.59
			WateReuse & Desalination Research Conference Phoenix, AZ, May 4-6, 2013, lodging - 2 days	383.58
Douglas Webb	339709	6-Jun-13	SWRCB Waste Treatment Plant Operator Grade III Certification renewal	300.00
Edwin Dillhoefer	332980	5-Sep-12	Wastewater Distribution Operator D5 cert renewal fee	105.00
Eliberto Leal	332974	4-Sep-12	CWEA membership renewal	132.00
Eric Akiyoshi	332531	16-Aug-12	ESRI Conference July 2012 San Diego, CA, July 24-26, 2012, lodging - 2 days	590.06
	334644	8-Nov-12	ASCE/ ME-ASCE National membership renewal	280.00
			PE license renewal	116.00
Eric Olivolo	332975	4-Sep-12	Safety shoes	112.05
	336518	24-Jan-13	Safety shoes	200.00
Ethan Fike	339710	6-Jun-13	Safety shoes	140.39
	340256	27-Jun-13	CWEA membership renewal	140.00
Franklin Soto	335263	6-Dec-12	Safety shoes	200.00
	337540	7-Mar-13	CWEA membership renewal	140.00
Frederick Bertsch	337033	21-Feb-13	Novell Salt lake City, UT, Feb. 3-7, 2013, airfare	228.60
			Novell Salt lake City, UT, Feb. 3-7, 2013, lodging - 4 days	783.72
Gina Jackson	333646	4-Oct-12	Customer Service Department employee enrichment event	115.81
	340257	27-Jun-13	Customer Service Department employee recognition breakfast	104.67
Gregory Heiertz	332168	2-Aug-12	PE license renewal	125.00
	339711	6-Jun-13	WateReuse Annual Conference Monterey, CA, Mar. 17-20, 2013, airfare	307.60
			WateReuse Annual Conference Monterey, CA, Mar. 17-20, 2013, car rental, 2 days	155.60
			WateReuse Annual Conference Monterey, CA, Mar. 17-20, 2013, lodging, 2 days	464.38
Gretchen Maswadeh	334473	1-Nov-12	CALPERS Educational Forum Indian Wells, CA, Oct. 22-23, 2012, lodging - 2 days	408.20
Gustavo Orozco	335048	29-Nov-12	Safety shoes	132.34
Han-Tsuei Shih	332532	16-Aug-12	ESRI Conference July 25, 2012 San Diego, CA, July 24-26, 2012, lodging - 1 day	295.03
Harry Cho	336543	31-Jan-13	AWWA Annual Dues	258.34
	340053	20-Jun-13	PE certification renewal	116.00
Hector Sanchez	339908	13-Jun-13	Annual Tool Expense Reimbursement	750.00
Ian Swift	336725	7-Feb-13	Entomology 2012 Conference, Knoxville, TN, Nov. 11-14, 2012, airfare	538.20
			Safety shoes	183.59
Ives Sosa	336191	17-Jan-13	Safety shoes	178.19

## IRWD

## Disclosure of Reimbursements to Board Members and Staff - Individual Charges of \$100 or More Per Transaction

## Government Code Section 53065.5

Fiscal Year 2012 - 2013

Name	Ck No.	Ck Date	Description	Amount
Jack Justice	338342	4-Apr-13	CWEA membership renewal	140.00
Jacob Moeder	333906	11-Oct-12	2013 ASCE membership	340.00
James Hamer	332534	16-Aug-12	CWEA Membership	132.00
	335646	19-Dec-12	Meal Reimbursement for staff working on Flood Emergency	109.85
Jane Shafer	335049	29-Nov-12	HAZMAT 40 HR TRAINING Lompoc, CA, Nov. 5-9, 2012, mileage	321.63
Janet Wells	334645	8-Nov-12	12 gift card, \$25 each, employee recognition	300.00
			Meeting supplies	108.70
Jared Pennington	332535	16-Aug-12	CWEA Membership	132.00
Jason La	335832	2-Jan-13	Lab Supplies	130.60
Jeffrey Dugan	334105	18-Oct-12	Lubrication Engineers MLT Certification training mileage	126.54
	336726	7-Feb-13	CWEA Mechanical Grade 2 certificate renewal	165.00
	339912	13-Jun-13	Safety eye glasses	136.08
Jenny Pan	334475	1-Nov-12	AP Conference Reimbursement Las Vegas, NV, Oct. 14-17, 2012, lodging - 2 days	423.36
Jesus Perez	333268	20-Sep-12	Grade III WW Treatment Certificate Fee	170.00
John Hayes	333102	13-Sep-12	Technical Learning College-D4 Recertification Fee	300.00
	334106	18-Oct-12	Wastewater Distribution Operator Grade 4-Distribution Renewal	155.00
	336521	24-Jan-13	Water Treatment Operator T2 Certificate course	200.00
John Withers	336898	14-Feb-13	ACWA 2012 Fall Conference, San Diego, CA, Dec. 5-7, 2012, lodging - 2 days	425.68
	339712	6-Jun-13	ACWA Spring Conference, Sacramento, CA, May 7-9, 2013, lodging, 2 days	446.54
Jorge Figueroa	336899	14-Feb-13	Safety shoes	183.58
	340048	19-Jun-13	Annual Tool Expense Reimbursement	750.00
Jose Martinez	336727	7-Feb-13	Safety shoes	190.08
Jose Silva	332170	2-Aug-12	Safety shoes	150.00
	337034	21-Feb-13	CWEA membership renewal	140.00
	337232	28-Feb-13	Safety shoes	188.94
Juan Guzman	337543	7-Mar-13	Safety shoes	162.00
Karen Bonecki	334787	15-Nov-12	Employee service award for Wayne Wright, Operations Supervisor	255.95
Kelly Welch	340589	28-Jun-13	Dudley Ridge Water District Conference Fresno, CA, May 15, 2013, car rental - 1 day	176.38
Ken Pfister	335775	20-Dec-12	AWWA T3-T4 Review class	220.00
	337035	21-Feb-13	Wastewater Treatment Operator T4 Exam fee	130.00
Kenneth Drake	334107	18-Oct-12	CWEA Membership	132.00
Kevin Walsh	339236	16-May-13	CWEA membership renewal	140.00
Lars Oldewage	332978	4-Sep-12	WEF membership renewal	217.50
	334285	25-Oct-12	US EPA Quality Assurance Conference Dallas, TX, Oct. 15-18, 2012, airfare	353.60
			US EPA Quality Assurance Conference Dallas, TX, Oct. 15-18, 2012, lodging - 3 days	387.09
	334646	8-Nov-12	ACS Membership renewal	174.00
	337544	7-Mar-13	AWWA membership renewal	238.00
			WEF Disinfection and Public Health Conference Indianapolis, IN, Feb. 24-26, 2013, airfare	259.60
			WEF Disinfection and Public Health Conference Indianapolis, IN, Feb. 24-26, 2013, lodging, 3 days	487.89
			WEF Disinfection and Public Health Conference Indianapolis, IN, Feb. 24-26, 2013, registration fee	775.00

IRWD

Disclosure of Reimbursements to Board Members and Staff - Individual Charges of \$100 or More Per Transaction

Government Code Section 53065.5

Fiscal Year 2012 - 2013

Name	Ck No.	Ck Date	Description	Amount
Leslie Bonkowski	331689	19-Jul-12	Meeting supplies	114.13
	332536	16-Aug-12	Meeting supplies	115.84
	333103	13-Sep-12	Meeting supplies	236.47
	333908	11-Oct-12	Meeting supplies	194.85
	334647	8-Nov-12	Meeting supplies	169.43
	335422	13-Dec-12	Meeting supplies	195.95
	335647	19-Dec-12	Holiday annual employee breakfast food and supplies	1,394.73
	336546	31-Jan-13	Meeting supplies	125.88
	337234	28-Feb-13	Meeting supplies	194.83
	337955	28-Mar-13	Meeting supplies	256.58
	338724	25-Apr-13	Meeting supplies	188.88
	339570	23-May-13	Meeting supplies	160.71
	340055	20-Jun-13	Meeting supplies	148.24
Lyndy Lewis	336547	31-Jan-13	CWEA membership renewal	140.00
Mark Gingras	340260	27-Jun-13	SWRCB Grade V Renewal Fee	340.00
Mark Nelson	339687	29-May-13	SWMOA Annual Symposium in San Diego, CA, Apr. 22-24, 2013, lodging - 2 days	382.72
Mark Sarabia	335267	6-Dec-12	Wastewater Treatment Plant Operator Grade 3 certificate renewal	170.00
Martha Ramos	332171	2-Aug-12	Retirement service award for Kris Thomson, Human Resources Executive Secretary	258.63
	333436	20-Sep-12	Employees service awards supplies	106.94
	335268	6-Dec-12	Employees service awards supplies	116.48
	338344	4-Apr-13	Employees service awards supplies	215.70
Martin Howell	339571	23-May-13	SWRCB Waste Water Treatment Grade III Certificate Renewal Fee	300.00
Martin Perez	334788	15-Nov-12	Safety shoes	200.43
	336900	14-Feb-13	CWEA membership renewal	140.00
	340038	13-Jun-13	Safety shoes	196.56
Mary Aileen Matheis	333909	11-Oct-12	CSDA Annual conference San Diego, CA, Aug. 22-24, 2012, lodging - 2 days	529.00
	334789	15-Nov-12	WEF 35th Anniversary Event in Sacramento, CA, Oct. 25-26, 2012, lodging - 1 day	223.25
	337547	14-Mar-13	CRWUA Conference Las Vegas NV, Dec. 12-13, 2012, lodging - 1 day	127.68
			WEF Board Dinner meeting San Diego CA, Dec 3-7, 2012, lodging - 4 days	851.36
	338726	25-Apr-13	ACWA Washington DC Conferences, Feb. 25-28, 2013, airfare	474.60
			ACWA Washington DC Conferences, Feb. 25-28, 2013, lodging - 3 days	1,233.18
			Urban Water Institute's Spring Water Conf, Palm Springs, CA, Feb. 20-22, 2013, lodging - 1 day	161.82
			Urban Water Institute's Spring Water Conf, Palm Springs, CA, Feb. 20-22, 2013, mileage	107.35
			Water Education Foundation Executive Briefing, Sacramento, CA, Mar. 14, 2013, lodging - 1 day	134.34
	340261	27-Jun-13	WaterReuse California Annual Conf, Mar. 18-19, 2013, Monterey, CA, lodging, 1 day	210.02
			ACWA Spring Conference, Sacramento, CA, May 6-9, 2013, Lodging, 3 days	669.81
Water Education Foundation -Central Valley Tour, Sacramento, CA, Apr. 16-19, 2013, lodging - 1 day			193.90	
Matt Marshall	339025	9-May-13	Water Distribution System Operation & Maintenance training	114.68
Matthew Daniel	331838	26-Jul-12	CWEA Membership	132.00
	335270	6-Dec-12	Water Distribution Operator 3 certification examination fee	100.00

IRWD

Disclosure of Reimbursements to Board Members and Staff - Individual Charges of \$100 or More Per Transaction

Government Code Section 53065.5

Fiscal Year 2012 - 2013

Name	Ck No.	Ck Date	Description	Amount
			Water Distribution Operator certification fee	120.00
	336524	24-Jan-13	Safety shoes	200.00
Matthew Wiese	331839	26-Jul-12	Safety shoes	118.50
	332548	23-Aug-12	SWRCB Grade 2 Operator Cert. Renewal	130.00
Mattias Velardes	331840	26-Jul-12	CWEA Cross Connection Specialist certificate renewal fee	200.00
	334110	18-Oct-12	American Backflow Prevention Association 2012 Western Regional Conference, Las Vegas, Sept. 24-26, 2012, airfare	188.60
	336548	31-Jan-13	Cross Connection Backflow Tester Certification renewal fee	165.00
	340056	20-Jun-13	ABPA 29th Annual Education Conference & Trade Show AZ, May 6-8, 2013, lodging - 3 days	377.19
Michael Hoffman	335424	13-Dec-12	Safety shoes	200.00
	340262	27-Jun-13	CWEA membership renewal	140.00
Michael Hoolihan	332549	23-Aug-12	PE license renewal	115.00
	336550	31-Jan-13	ASCE Membership	280.00
Michele Drzymkowski	331841	26-Jul-12	CWEA membership renewal	132.00
Michelle Klein	335425	13-Dec-12	Well 21/22 Plant Operator Workstation upgrade	123.87
Mike Bornhoff	338727	25-Apr-13	CWEA membership renewal	140.00
Mitchell Robinson	331908	26-Jul-12	IRWD Basketball League Fall 2012 sponsorship	645.00
Natalie Castaneda	338895	2-May-13	Safety shoes	129.59
Nathan Adams	339717	6-Jun-13	CA-NV AWWA Spring Conference Las Vegas, NV, Mar. 26-27, 2013, airfare	106.39
Nikola Mrvos	336551	31-Jan-13	CUWCC-Efficient Water Use/Business Oakland, CA, Nov. 26-28, 2012, mileage	399.20
	340045	14-Jun-13	CA Irrigation Institute Sacramento, CA, Jan. 29-31, 2013, lodging - 2 days	213.26
Peer Swan	331524	12-Jul-12	ACWA Executive Committee Mtg in Sacramento, CA, June 8, 2012, airfare	421.60
	332538	16-Aug-12	ACWA Board meeting in Sacramento, CA, ACWA Board Meeting, July 26-27, 2012, airfare	421.60
	334790	15-Nov-12	ACWA Board meeting in Sacramento, CA, Sept. 27-28, 2012, airfare	431.60
			ACWA California Water Finance Task Force mtg & ACWA Integrated Water Mgt meeting Sacramento, CA, Sept. 20, 2012, airfare	421.60
			ACWA Integrated Water Management Meeting Sacramento, CA, Sept. 25, 2012, airfare	431.60
			ACWA Water Management Committee meeting Sacramento, CA, Oct. 17, 2012, airfare	220.60
			CASA Conference in Monterey, CA, Aug. 8-11, 2012, lodging - 3 days	692.88
			CASA Conference in Monterey, CA, Aug. 8-11, 2012, mileage	436.23
	336525	24-Jan-13	ACWA Board of Director's meeting, Sacramento, CA Nov. 15, 2012, airfare	320.60
			ACWA Board of Director's meeting, Sacramento, CA Nov. 15, 2012, lodging, 1 day	125.50
			ACWA CA Water Finance Task Force meeting Sacramento, CA, Nov. 19, 2012, airfare	337.60
			ACWA's 2012 Fall Conference, San Diego, CA, Dec. 3-6, 2012, lodging, 4 days	851.36
	337550	14-Mar-13	ACWA California Water Task Force Mtg, Sacramento, CA, Jan. 23-25, 2013, airfare	435.60
			ACWA California Water Task Force Mtg, Sacramento, CA, Jan. 23-25, 2013, lodging, 2 days	251.00
			ACWA Integrated Watershed Mgt Workshop, Sacramento, CA, Jan. 29, 2013, airfare	386.80
			ACWA Integrated Watershed Mgt Workshop, Sacramento, CA, Jan. 3, 2013, airfare	475.80
			CASA Mid-Year Conference, Indian Wells, CA, Jan. 16-18, lodging - 2 days	453.46
			CASA Mid-Year Conference, Indian Wells, CA, Jan. 16-18, mileage	131.08
			CRWUA conference, Las Vegas, NV, Dec. 12-14, 2012, airfare	142.20
			CRWUA conference, Las Vegas, NV, Dec. 12-14, 2012, lodging, 1 day	150.08



IRWD

Disclosure of Reimbursements to Board Members and Staff - Individual Charges of \$100 or More Per Transaction

Government Code Section 53065.5

Fiscal Year 2012 - 2013

Name	Ck No.	Ck Date	Description	Amount
	338397	11-Apr-13	ACWA California Water Task Force Committee Meeting, Sacramento, CA, Mar. 15, 2013, airfare	435.80
			ACWA Washington DC Conference, Feb. 26-28, 2013, lodging - 2 days	822.12
			ACWA's Integrated Watershed Mgt workshop, Sacramento, Feb. 12, 2013, CA, airfare	386.80
			ACWA's Integrated Watershed Mgt workshop, Sacramento, Feb. 21-22, 2013, airfare	435.80
			CASA Washington & ACWA Washington DC conference, Feb. 24-26, 2013, airfare	683.20
			CASA Washington & ACWA Washington DC conference, Feb. 24-26, 2013, lodging, 2 days	618.30
	339915	13-Jun-13	ACWA Board Meeting, Sacramento, CA, May 30-31, 2013, airfare	461.80
			ACWA Board Meeting, Sacramento, CA, May 30-31, 2013, lodging, 1 day	125.50
			ACWA Spring Conference, Sacramento, CA, May 7-10, 2013, lodging - 4 days	893.08
			ACWA Spring Conference, Sacramento, CA, May 7-10, 2013, mileage	526.58
			ACWA Spring Conference, Sacramento, CA, May 7-10, 2013, parking, - 4 days	112.00
			Water Education Foundation-Flood Management Tour, Sacramento, CA May 15-17, 2013, airfare	461.80
			Water Education Foundation-Flood Management Tour, Sacramento, CA May 15-17, 2013, lodging, 1 day	251.95
Peter Gonzalez	336902	14-Feb-13	Annual Tool Expense Reimbursement	750.00
			Safety shoes	165.88
Peter Wang	334791	15-Nov-12	Safety shoes	172.39
Pio Reynoso	331525	12-Jul-12	CWEA Mech. Technologist Grade 3 Certification Renewal	215.00
Raghavender Joshi	332539	16-Aug-12	PMI Membership Renewal	164.00
Ray Bennett	339916	13-Jun-13	GRA Conference San Francisco, CA, May 22-23, 2013, lodging - 1 day	145.58
Rex Rajewski	336006	10-Jan-13	Safety shoes	161.99
Richard Gallegos	339027	9-May-13	CWEA membership renewal	140.00
Richard Olson	339028	9-May-13	Wastewater Treatment Grade III Operator certification examination fee	100.00
	340060	20-Jun-13	Water Distribution Operator D3 Certificate fee	120.00
Ricky Perry	334111	18-Oct-12	Annual Tool Expense	744.51
	338542	18-Apr-13	Safety glasses	225.00
Ricky Ruiz	331526	12-Jul-12	Safety shoes	150.00
	339239	16-May-13	Safety shoes	193.77
Robert Ashby	335648	19-Dec-12	Crane Training at OSTs Inc. Chino, CA, Dec. 12-14, 2012, mileage	130.87
Roberta Sitzler	339688	31-May-13	American Payroll Association Annual Congress, Grapevine, TX, May 6-11, 2013, lodging - 5 days	1,030.79
Rodolfo Perez	339719	6-Jun-13	Safety shoes	116.63
Rory Moore	337036	21-Feb-13	Wastewater Distribution Operator D5 certificate renewal fee	105.00
	340062	20-Jun-13	Water Treatment Operator T4 certification fee	105.00
Rosemary Riddle	334287	25-Oct-12	Customer Service Department employee enrichment event	103.44
Rudy Ocampo	334792	15-Nov-12	Water Distribution Operator Grade 2 exam & certificate fees	145.00
	339029	9-May-13	Wastewater Treatment Grade III Operator certification examination fee	100.00
Scott Van Deusen	336554	31-Jan-13	CWEA membership renewal	140.00
Sergio De La Torre	335051	29-Nov-12	Employee service award for Ron Watkins, Customer Service Field Technician	250.00
Somkit Rattan	334288	25-Oct-12	Safety shoes	113.13
Stephen Donnelly	333911	11-Oct-12	AWWA Water College Distribution training registration fee	175.00
Steve Habiger	335835	2-Jan-13	AWWA T3-T4 Review course	220.00

IRWD

Disclosure of Reimbursements to Board Members and Staff - Individual Charges of \$100 or More Per Transaction

Government Code Section 53065.5

Fiscal Year 2012 - 2013

Name	Ck No.	Ck Date	Description	Amount
Steven LaMar	333104	13-Sep-12	Urban Water Institute Water Policy Conference , San Diego, CA, Aug. 22-24, 2012, lodging, 2 days	529.00
	334793	15-Nov-12	WEF 35th Anniversary Event & CMUA/CUWA Urban Water Forum, Sacramento, CA, Oct. 26, 2012, lodging - 1 day	344.00
	336527	24-Jan-13	ACWA's 2012 Fall Conference San Diego, CA, Dec. 4-6, 2012, lodging - 2 days	425.68
	337551	14-Mar-13	ACWA Integrated Watershed Mgt Workshop Sacramento, CA, Jan. 30-31, 2013, lodging - 1 day	125.64
	337958	28-Mar-13	ACWA Conference, Washington DC, Feb. 25-27, 2013, lodging - 2 days	822.12
			ACWA Integrated Watershed Mgt Workshop Sacramento, CA, Feb. 20, 2013, airfare	403.80
			Urban Water Conference, Feb. 20-21, 2013, mileage	102.83
Steven Malloy	338346	4-Apr-13	ACWA's 2013 Legislative Symposium in Sacramento, CA, Mar. 5-6, 2013, lodging - 1 day	309.61
	332173	2-Aug-12	AMTA Tech Transfer Workshop, Fairfax VA, July 17-19, 2012, lodging - 3 days	425.10
	335052	29-Nov-12	ASCE Membership Renewal	280.00
	335271	6-Dec-12	PE certification renewal	115.00
			WEF membership renewal	228.00
	337552	14-Mar-13	AMTA/AWWA Membrane Tech. Conference, San Antonio, TX, Feb. 26 to Mar. 1, 2013, lodging - 3 days	651.48
	339241	16-May-13	WEF Residuals & Biosolids conference, Nashville, TN, May 3-8, 2013, airfare	530.10
			WEF Residuals & Biosolids conference, Nashville, TN, May 3-8, 2013, lodging, 3 days	750.87
			WEF Residuals & Biosolids conference, Nashville, TN, May 3-8, 2013, registration fee	615.00
Steven Tolerico	332541	16-Aug-12	Safety shoes	140.06
Tanja Fournier	332979	4-Sep-12	JPA Refunding Bond meeting, NY, Aug. 21-23, 2012, lodging - 3 days	957.21
Terrance Schreiner	332542	16-Aug-12	CWEA Membership Dues	132.00
Terri Isaacs	336555	31-Jan-13	Project Mgt Training meeting supplies	271.22
	338729	25-Apr-13	Employees service award supplies	205.38
Thanh-Van Cady	334651	8-Nov-12	Safety glasses	225.00
Timothy Koenig	335427	13-Dec-12	Wastewater Distribution Operator D3 exam & cert fees	190.00
Todd Colvin	332550	23-Aug-12	Wastewater Treatment Operator T3 exam fee	100.00
	340065	20-Jun-13	Water Operator Distribution D4 exam fee	130.00
Todd Sinclair	340066	20-Jun-13	Orange Co. Backflow Tester Certificate renewal fee	165.00
Wayne Posey	339575	23-May-13	SWRCB Waste Water Grade V Certificate Renewal Fee	340.00
Wayne Wright	339576	23-May-13	SWMOA Annual Symposium in San Diego, CA, Apr. 22-24, 2013, lodging - 1 day	191.36
	339909	13-Jun-13	Water Distribution Operator D5 certification renewal	105.00
Zackariah Tegel	331402	5-Jul-12	CWEA Cross Connection Certificate	165.00
	333270	20-Sep-12	CWEA Membership	155.00
			Grade II Collection System Certificate	132.00
	334479	1-Nov-12	Safety shoes	172.41
<b>Grand Total</b>				<b>83,713.27</b>

**IRWD****Disclosure of Reimbursements to Board Members and Staff - Individual Charges of \$100 or More Per Transaction****Government Code Section 53065.5****Fiscal Year 2012 - 2013**

<b>Acronyms</b>	<b>Full Description</b>
ABPA	American Backflow Prevention Association
ACS	American Chemical Society
ACWA	Association of California Water Agencies
AMTA	American Membranes Technology Association
ARM	American Risk Management
ASCE	American Society of Civil Engineers
AWWA	American Water Work Association
CALPERS	California Public Employees' Retirement Systems
CASA	California Association of Sanitation Agencies
CMUA	California Municipal Utilities Association
CRWUA	Colorado River Water Users Association
CSDA	California Special District Association
CUWA	California Urban Water Agencies
CUWCC	California Urban Water Conservation Council
CWEA	California Water Environment Association
DPH	Department of Public Health
EPA	Environmental Protection Agency
ESRI	Environmental Systems Research Institute
GE	General Energy
GRA	Groundwater Resources Association
ISDOC	Independent Special Districts of Orange County
OCWA	Orange County Water Authority
PARMA	Public Agency Risk Managers Association
PE	Professional Engineer
PMI	Project Management Institute
PR	Public Relations
SWMOA	South Membrane Operator Association
SWRCB	State Water Resources Control Board
WEF	Water Environment Federation
WRA	WateReuse Association
WRF	WateReuse Research Foundation



July 22, 2013

Prepared and Submitted by: Various

Approved by: Paul Cook *P. Cook*

## CONSENT CALENDAR

### STRATEGIC MEASURES DASHBOARD

#### SUMMARY:

Provided as Exhibits "A", "B", and "C" are the Strategic Measures Dashboard and informational items for Board review.

Please note staff is presenting the information in a new format in an effort to reflect all "gauges" in a consistent manner. The dot reflects the target goal, while the shaded area reflects actual performance.

#### RECOMMENDATION:

THAT THE BOARD RECEIVE AND FILE THE STRATEGIC MEASURES DASHBOARD AND INFORMATION ITEMS.

#### LIST OF EXHIBITS:

Exhibit "A" – Strategic Measures Dashboard

Exhibit "B" – Dyer Road Wellfield Status

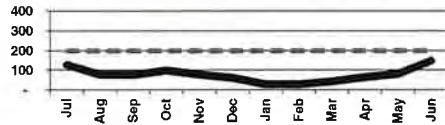
Exhibit "C" – Reservoir Data



June 2013


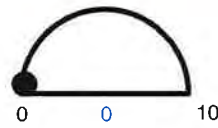
Reliability-Potable/Nonpotable

Target <= 200 customer hours out of service this month




Sewer Spills

Target = 0 Spills this month




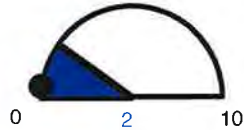
OCSD CORF Flows

Target <=4.95 MGD  
CORF flow to OCSD this month




OSHA Recordables

Target = 0 reportable accidents this month





Water System Cost--Potable

Target <=\$824/af delivered this month



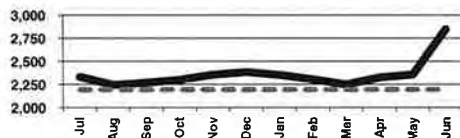
Water System Cost--Nonpotable

Target <= \$338/af delivered this month



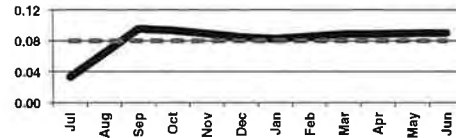

Wastewater Cost

Target <= \$2,196/MG processed this month





MWRP Energy Cost per kWh

Target <=0.080 cost per kWh this month



Real Property Performance

Target >= 1.0 (net income/goal) last month



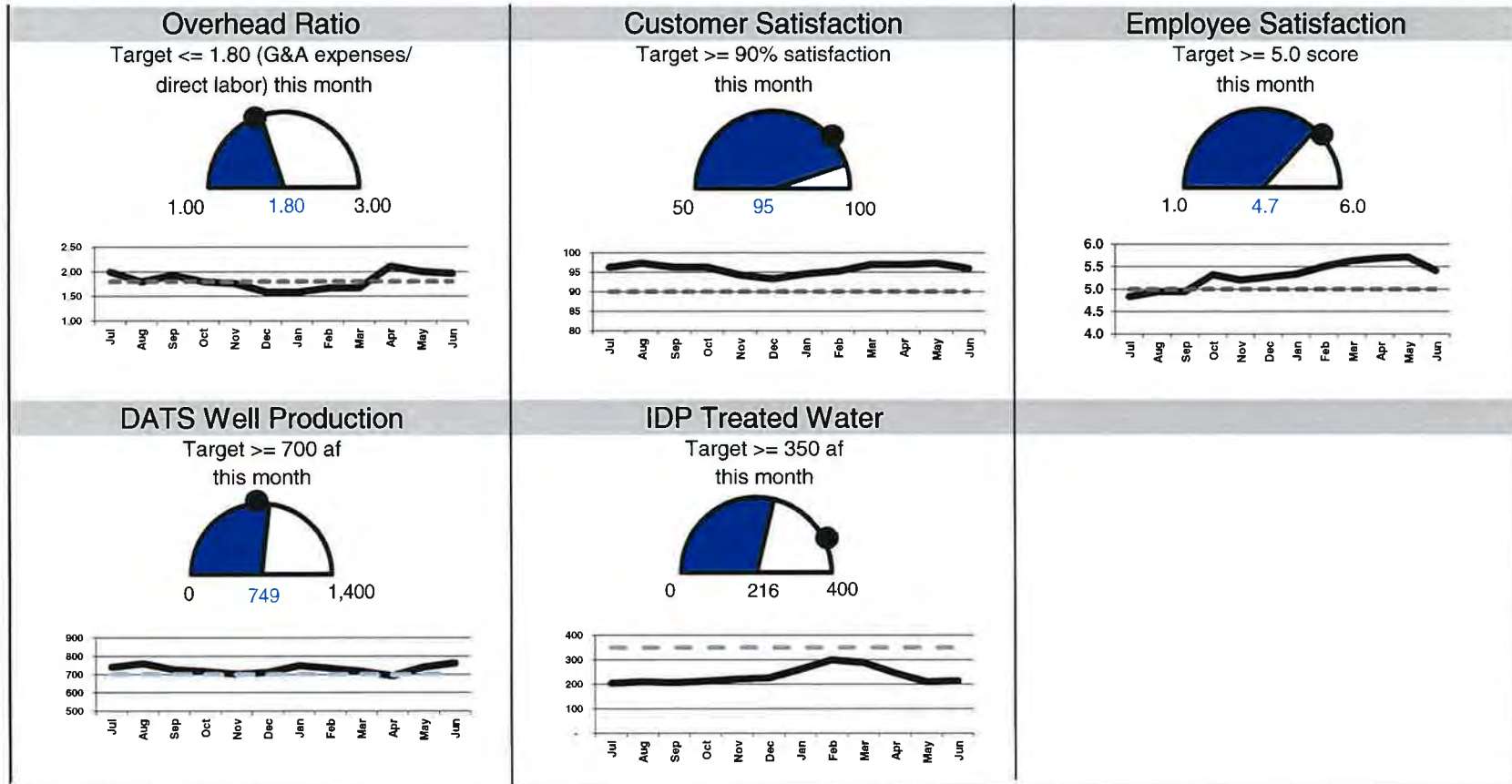
● =Target; Blue=Actual  
00.00 Figure for Current Month

Target shown on trend graph  
3-month rolling average

Note: New Format

**IRVINE RANCH WATER DISTRICT**  
**STRATEGIC MEASURES DASHBOARD**

**June 2013**



● =Target; **Blue=Actual**  
 00.00 Figure for Current Month

----- Target shown on trend graph  
 ———— 3-month rolling average



IRVINE RANCH WATER DISTRICT  
STRATEGIC MEASURES

***Reliability-Potable/Nonpotable***

**MONTHLY STATUS REPORT**

Metric Owner: Water Operations

Definition of Measure:

The relative magnitude of system outages due to failures or scheduled maintenance for Potable and Non Potable Water.

Method:

Summation of the time in hours any part of the system was out of service times the number of customers affected by the given outage during the month.

Data Collection

Data was derived from the CSR database for customer based reports of "no water" and from the work order database for scheduled maintenance requiring the shut down of water service during repairs.

Explanation of Variance

1. Two valve replacement repairs in an intersection required a large shutdown.

**MONTHLY DATA**

<u>Month</u>	<u>Value</u>	<u>Goal</u>	<i>From:</i> July 2012
July 2012	62.80	200.00	<i>Thru:</i> June 2013
August 2012	96.30	200.00	<i>Goal:</i> 200.00
September 2012	68.70	200.00	
October 2012	130.00	200.00	
November 2012	34.10	200.00	
December 2012	20.80	200.00	
January 2013	29.50	200.00	
February 2013	32.70	200.00	
March 2013	64.20	200.00	
April 2013	97.90	200.00	
May 2013	77.70	200.00	
June 2013	268.80	200.00	

IRVINE RANCH WATER DISTRICT  
STRATEGIC MEASURES

*Sewer Spills*

**MONTHLY STATUS REPORT**

Metric Owner: Gregory Springman Collection System Manager

Definition of Measure:

Number of sewer overflows of any quantity, regardless of cause, in IRWD's sanitary sewer collection system. This does not include spills from private sewers within IRWD's service area. IRWD has no control over private spills and is not responsible for them. However, it should be noted that IRWD will assist the County Health Care Agency in responding to and cleaning up private spills in the interest of the community.

Method:

Total number of IRWD sewer spills

Data Collection

Data is obtained from the California State Water Boards CIWQS data base for reporting SSO's.

Explanation of Variance

1. November, 2012 - Irvine, blockage caused by grease in a 8-in VCP sewer main. Volume estimated at 2,200 gals SSO with 1,000 gals of wastewater contained and recovered.

**MONTHLY DATA**

<u>Month</u>	<u>Value</u>	<u>Goal</u>	<i>From:</i> July 2012
July 2012	0	0	<i>Thru:</i> June 2013
August 2012	0	0	<i>Goal:</i> 0
September 2012	0	0	
October 2012	0	0	
November 2012	1.00	0	
December 2012	0	0	
January 2013	0	0	
February 2013	0	0	
March 2013	0	0	
April 2013	0	0	
May 2013	0	0	
June 2013	0	0	

IRVINE RANCH WATER DISTRICT  
STRATEGIC MEASURES

***OCSD CORF Flows***

**MONTHLY STATUS REPORT**

Metric Owner: Wayne Posey Director of Wastewater Operations

Definition of Measure:

Estimated CORF flow for current FY. CORF flow ownership as of the end of FY 2009/2010 was 8.62 MGD.

Method:

IRWD's CORF flow is derived by using the actual Main Street Flume Meter flow and subtracting the MWRP biosolid discharge flow and all non Revenue Area 14 (IRWD) flows tributary to the Main Street Flume meter/MWRP and adding in the San Joaquin Hills Planned Community flow and flow discharges from the Gas Recovery System (Formerly Laidlaw) for the FY four calendar months with the highest flow totals multiplied by three, averaging the result thereof with the same result of the same calculation for the preceding two fiscal years and adding in the current IBC transfer flow.

Note: All of the Newport Coast flows with the exception of the San Joaquin Hills Planned Community and Gas Recovery System flow are excluded from IRWD's CORF flow calculation. The OCSD's 1988 Downcoast Area Agreement only requires for IRWD to provide local wastewater collection service and requires OCSD to provide wastewater regional collection, transmission, treatment and disposal for that area.

Data Collection

The OCSD's Monthly Gallonage Flow Summary Report provides the actual flows used in calculating IRWD's CORF flow. This includes the Main Street Flume Meter actual monthly flow. All non Revenue Area 14 (IRWD) flows that are tributary to the Main Street Flume Meter is adjusted every year based on the results of OCSD's Flow Verification Study. The San Joaquin Hills Planned Community flow is adjusted every year based on the results of IRWD's Flow Verification Study. The Gas Recovery System flow is the actual monthly meter flow. The IBC transfer flow is adjusted every five years based on the results of OCSD's Flow Verification Study.

Explanation of Variance

**MONTHLY DATA**

<u>Month</u>	<u>Value</u>	<u>Goal</u>	<i>From:</i> July 2012
July 2012	3.33	4.95	<i>Thru:</i> June 2013
August 2012	3.27	4.95	<i>Goal:</i> 4.95
September 2012	3.26	4.95	
October 2012	3.54	4.95	
November 2012	3.55	4.95	
December 2012	3.55	4.95	
January 2013	3.55	4.95	
February 2013	3.55	4.95	
March 2013	3.55	4.95	
April 2013	3.55	4.95	
May 2013	3.55	4.95	
June 2013	3.58	4.95	

IRVINE RANCH WATER DISTRICT  
STRATEGIC MEASURES

***OSHA Recordables***

**MONTHLY STATUS REPORT**

Metric Owner: Ken Erwin

District Safety & Security Manager

Definition of Measure:

OSHA Recordables are a monthly measure of injuries and illnesses that occurred and must be entered on the OSHA 300 (Log of Work Related Injuries and Illnesses), in conformance with OSHA requirements. This measure is standardized not only in the water/wastewater industry, but throughout industries nationwide.

Method:

OSHA Recordables = Number of OSHA Recordable cases occurring during the subject month.

Data Collection

All injuries/illnesses and near-misses are reported to the District Safety & Security Manager immediately when they occur. All are investigated and cases meeting the recordable definition are logged. This measure simply reports the number of accidents whose occurrence date is within the calendar month.

Explanation of Variance

1. Water Maintenance Technician I incurred lumbar strain while lifting PRV Vault lid at Pelican Hill
2. Water Maintenance Worker broke front two teeth when bungee cord slipped from hydro excavator

**MONTHLY DATA**

<u>Month</u>	<u>Value</u>	<u>Goal</u>	<i>From:</i> July 2012
July 2012	2.00	0	<i>Thru:</i> June 2013
August 2012	0	0	<i>Goal:</i> 0
September 2012	2.00	0	
October 2012	1.00	0	
November 2012	4.00	0	
December 2012	1.00	0	
January 2013	5.00	0	
February 2013	0	0	
March 2013	1.00	0	
April 2013	5.00	0	
May 2013	4.00	0	
June 2013	2.00	0	

IRVINE RANCH WATER DISTRICT  
STRATEGIC MEASURES

***Water System Cost--Potable***

**MONTHLY STATUS REPORT**

Metric Owner: Jessica Craig

Accountant

Definition of Measure:

Total cost of potable water delivered to IRWD's customers this month, on a unit basis (\$/acre-foot). These monthly costs can vary greatly due to variation in water sales and power cost billing cycles. Thus, monthly expenses do not match up with their corresponding water sales.

Method:

Sum of all potable water costs accrued this month divided by the quantity of potable water sold this month.

Data Collection

Potable water costs collected from current month general ledger. This cost includes labor, power, distribution, and other costs. The quantity of water sold is collected from the Water Usage Variance Report, which summarizes metered water sales. Wide fluctuations in this measure may occur due to the billing delays for such expenses as electrical power (ie, bills are not paid in the same month as the water is sold). In order to track this item on a monthly basis, the labor included for the current month is based on the budget.

Explanation of Variance

1. June 2013 data is an estimate pending fiscal year end close. The primary driver for the variance in June is the additional imported water purchased. June's budget anticipated more pumped and less imported water but Water Operations staff use May and June to maximize the blend between groundwater and imported water. (1,313.8 acre feet of additional imported water was purchased and pumped water fell below budget by 924 acre feet.)

**MONTHLY DATA**

<u>Month</u>	<u>Value</u>	<u>Goal</u>	<i>From:</i> July 2012
July 2012	836.00	776.00	<i>Thru:</i> June 2013
August 2012	726.00	812.00	<i>Goal:</i> 824.00
September 2012	866.00	766.00	
October 2012	960.00	920.00	
November 2012	849.00	808.00	
December 2012	813.00	914.00	
January 2013	916.00	855.00	
February 2013	816.00	893.00	
March 2013	916.00	854.00	
April 2013	1,110.00	935.00	
May 2013	1,152.00	893.00	
June 2013	837.00	824.00	

IRVINE RANCH WATER DISTRICT  
STRATEGIC MEASURES

***Water System Cost--Nonpotable***

**MONTHLY STATUS REPORT**

Metric Owner: Jessica Craig

Accountant

Definition of Measure:

Total cost of nonpotable water delivered to IRWD's customer this month, on a unit basis (\$/acre-foot). These monthly costs can vary greatly due to variation in water sales and source water.

Method:

Sum of all nonpotable water costs accrued this month divided by the quantity of nonpotable water sold this month.

Data Collection

Nonpotable water costs collected from current month general ledger. This cost includes labor, power, distribution, and other costs related to tertiary treatment and reclaimed water distribution. The quantity of water sold is collected from the Water Usage Variance Report, which summarizes metered water sales. Wide fluctuations in this measure may occur due to the billing delays for such expenses as electrical power (ie, bills are not paid in the same month as the water is sold). In order to track this item on a monthly basis, the labor included for the current month is based on the budget.

Explanation of Variance

1. June 2013 data is an estimate pending fiscal year end close. The cost in June is under target mainly due to construction work for the MWRP Phase II had occurred in May 2013.

**MONTHLY DATA**

<u>Month</u>	<u>Value</u>	<u>Goal</u>	<i>From:</i> July 2012
July 2012	279.00	319.00	<i>Thru:</i> June 2013
August 2012	314.00	339.00	<i>Goal:</i> 338.00
September 2012	297.00	321.00	
October 2012	428.00	454.00	
November 2012	420.00	448.00	
December 2012	313.00	475.00	
January 2013	1,256.00	1,281.00	
February 2013	715.00	1,022.00	
March 2013	546.00	964.00	
April 2013	429.00	499.00	
May 2013	526.00	412.00	
June 2013	209.00	338.00	

IRVINE RANCH WATER DISTRICT  
STRATEGIC MEASURES

**Wastewater Cost**

**MONTHLY STATUS REPORT**

Metric Owner: Jessica Craig

Accountant

Definition of Measure:

Total cost of collection and treatment (primary, secondary, and solids disposal) of wastewater, on a unit basis (\$/million gallons) for this month.

Method:

( MWRP cost of collections(G/L #530) + MWRP cost of treatment(G/L #551,552,565) + OCSD cost(G/L #535,555) + SMWD cost(G/L #531,556) ) divided by the total sewage flows emanating from OCSD District #14 (Includes MWRP flow + OCSD flow + SMWD flow)

Data Collection

Data used for this measure are collected from the general ledger and from Orange County Sanitation District (OCSD) and Santa Margarita Water District (SMWD) staff. Costs and flows from OCSD District #7 are not included in the calculation. In order to track this item on a monthly basis, the labor included for the current month is based on the budget.

Explanation of Variance

1. The primary cause for actual exceeding budget in June was due to an out of period invoice for \$1.7 million received from Orange County Sanitation District for fiscal year 2011.

**MONTHLY DATA**

<u>Month</u>	<u>Value</u>	<u>Goal</u>	<i>From:</i> July 2012
July 2012	2,297.00	2,435.00	<i>Thru:</i> June 2013
August 2012	2,250.00	2,346.00	<i>Goal:</i> 2,196.00
September 2012	2,268.00	2,333.00	
October 2012	2,392.00	2,409.00	
November 2012	2,409.00	2,438.00	
December 2012	2,353.00	2,452.00	
January 2013	2,300.00	2,217.00	
February 2013	2,263.00	2,228.00	
March 2013	2,191.00	2,229.00	
April 2013	2,531.00	2,323.00	
May 2013	2,356.00	2,358.00	
June 2013	3,662.00	2,196.00	

IRVINE RANCH WATER DISTRICT  
STRATEGIC MEASURES

***MWRP Energy Cost per kWh***

**MONTHLY STATUS REPORT**

Metric Owner: Wayne Posey

Director of Wastewater Operations

Definition of Measure:

Actual MWRP Cost per kWh used at MWRP with new generating facility.

Method:

MWRP cost per kWh is calculated by the monthly total energy purchased from imported SCE electricity, purchased natural gas for the generators from Coral Energy, and SCG natural gas transportation charge divided by the total monthly kWh generated and imported from SCE. We then add in actual maintenance costs, including g/a.

Data Collection

Data collected from actual monthly SCE, Coral Energy and SCG Invoices. Total kWh is collected from the two generator kWh meters and SCE main electric meter.

Explanation of Variance

1. Energy costs at MWRP have consistently been \$0.089 per kWh.

**MONTHLY DATA**

<u>Month</u>	<u>Value</u>	<u>Goal</u>	<i>From:</i> July 2012
July 2012	.10	.08	<i>Thru:</i> June 2013
August 2012	.09	.08	<i>Goal:</i> .08
September 2012	.09	.08	
October 2012	.09	.08	
November 2012	.08	.08	
December 2012	.08	.08	
January 2013	.09	.08	
February 2013	.09	.08	
March 2013	.09	.08	
April 2013	.09	.08	
May 2013	.09	.08	
June 2013	.09	.08	



IRVINE RANCH WATER DISTRICT  
STRATEGIC MEASURES

***Real Property Performance***

**MONTHLY STATUS REPORT**

Metric Owner: Jennifer Davis

Debt and Investment Analyst

Definition of Measure:

This is a monthly measure of performance by IRWD's various enterprise activities, including residential and commercial real estate, Strawberry Farms Golf Course, and wireless communications leases.

Method:

Monthly Enterprise Return = Actual Net Income/Budgeted Net Income x 100

Data Collection

The various enterprise activities generate revenues and expenses at different frequencies through the year. Except for the real estate projects, the enterprise projects are primarily revenue generating activities with relatively little associated expenses. The measure reflects a comparison between the actual and budgeted net income of the various projects on a monthly basis.

Explanation of Variance

1. Various expenses for the Sycamore Canyon property were not accrued from our third party property manager in June 2013.

**MONTHLY DATA**

<u>Month</u>	<u>Value</u>	<u>Goal</u>	<i>From:</i> July 2012
July 2012	1.07	1.00	<i>Thru:</i> June 2013
August 2012	1.00	1.00	<i>Goal:</i> 1.00
September 2012	1.20	1.00	
October 2012	1.08	1.00	
November 2012	1.03	1.00	
December 2012	.98	1.00	
January 2013	1.01	1.00	
February 2013	1.06	1.00	
March 2013	1.01	1.00	
April 2013	1.11	1.00	
May 2013	1.00	1.00	
June 2013	1.21	1.00	

IRVINE RANCH WATER DISTRICT  
STRATEGIC MEASURES

**Overhead Ratio**

**MONTHLY STATUS REPORT**

Metric Owner: Jessica Craig Accountant

Definition of Measure:

Overhead Ratio is a measure of general and administrative (G&A) overhead expenses compared to direct labor expenses.

Method:

Ratio of total G&A expenses to total direct labor (including regular and overtime wages).

Data Collection

G&A expenses are summarized from the general ledger and include all costs incurred that are not directly accounted to mission-critical work (charged to g/l #792). Direct labor expenses are the hourly staff charges accounted to mission-critical work (generally charged to expense codes #110 and #120). Benefits are considered G&A, not direct labor expenses.

Explanation of Variance

1. This is an estimate pending fiscal year end closing.

**MONTHLY DATA**

<u>Month</u>	<u>Value</u>	<u>Goal</u>	<i>From:</i> July 2012
July 2012	2.00	1.80	<i>Thru:</i> June 2013
August 2012	1.40	1.80	<i>Goal:</i> 1.80
September 2012	2.40	1.80	
October 2012	1.60	1.80	
November 2012	1.30	1.80	
December 2012	1.88	1.80	
January 2013	1.57	1.80	
February 2013	1.55	1.80	
March 2013	1.91	1.80	
April 2013	2.87	1.80	
May 2013	1.24	1.80	
June 2013	1.80	1.80	

IRVINE RANCH WATER DISTRICT  
STRATEGIC MEASURES

*Customer Satisfaction*

**MONTHLY STATUS REPORT**

Metric Owner: Gina Jackson

Customer Service Manager

Definition of Measure:

Customer Satisfaction is measured by IRWD's Customer Satisfaction Index. The index is measured by sending surveys to a statistically-significant, random selection of customers that have called IRWD for some type of service. Services range from answering questions about water conservation or billing to repairing a sewer blockage in the street. The surveys allow the customer to rate IRWD's response to their request in eight categories. Each category is rated from 1 to 5, with 1 indicating the highest level of satisfaction. A total score of 100 indicates the highest level of satisfaction in all eight categories. The scores of all responses in the subject month are a weighted average for the monthly index figure.

Method:

Data Collection

Surveys are mailed at the end of each work week for the customer requests completed that week. The monthly index reflects the surveys received within the subject month.

Explanation of Variance

1. Total Overall Satisfaction =95%  
 Satisfaction =88%  
 Timely = 96%  
 Phone = 100%  
 Field Contact = 95%

**MONTHLY DATA**

<u>Month</u>	<u>Value</u>	<u>Goal</u>	<i>From:</i> July 2012
July 2012	93.00	90.00	<i>Thru:</i> June 2013
August 2012	99.00	90.00	<i>Goal:</i> 90.00
September 2012	97.00	90.00	
October 2012	93.00	90.00	
November 2012	93.00	90.00	
December 2012	94.00	90.00	
January 2013	97.00	90.00	
February 2013	95.00	90.00	
March 2013	99.00	90.00	
April 2013	97.00	90.00	
May 2013	96.00	90.00	
June 2013	95.00	90.00	

IRVINE RANCH WATER DISTRICT  
STRATEGIC MEASURES

***Employee Satisfaction***

**MONTHLY STATUS REPORT**

Metric Owner: Gretchen Maswadeh

Human Resources Manager

Definition of Measure:

Level of employee satisfaction with employment at IRWD.

Method:

Average of all scores on surveys for performance evaluations presented this month

Data Collection

A survey is sent to each employee receiving a performance evaluation this month. The survey simply asks the employee to rate his/her overall employment satisfaction on a scale of 1 to 6 (1 being very dissatisfied and 6 being very satisfied). The ratings are compiled and averaged by Human Resources.

Explanation of Variance

1. 3 surveys were returned of 14 surveys sent (21%). 2 of 14 respondents (67%) rated satisfaction as 5 or 6 on a scale of 1 to 6. In the 12 month period ending June 2013, 94 surveys have been returned of 294 surveys sent (32%). 80 of 94 respondents (85%) rated satisfaction as 5 or 6 on a scale of 1 to 6. 12 month average rating is 5.30%

**MONTHLY DATA**

<u>Month</u>	<u>Value</u>	<u>Goal</u>	<i>From:</i> July 2012
July 2012	4.50	5.00	<i>Thru:</i> June 2013
August 2012	5.33	5.00	<i>Goal:</i> 5.00
September 2012	5.00	5.00	
October 2012	5.64	5.00	
November 2012	4.98	5.00	
December 2012	5.20	5.00	
January 2013	5.83	5.00	
February 2013	5.50	5.00	
March 2013	5.57	5.00	
April 2013	6.00	5.00	
May 2013	5.57	5.00	
June 2013	4.67	5.00	

IRVINE RANCH WATER DISTRICT  
STRATEGIC MEASURES

***DATS Well Production***

**MONTHLY STATUS REPORT**

Metric Owner: Tom Roberts

Operations Manager

Definition of Measure:

Number of acre-feet of water produced by Dyer Road wells C-8 and C-9 to supply water to the Deep Aquifer Treatment System (DATS).

Method:

Summation of production from wells C-8 and C-9.

Data Collection

Data collected from meters at wells.

Explanation of Variance

1. DATS wells produced higher in June because the system operated without any system maintenance or shut down for the month.

**MONTHLY DATA**

<u>Month</u>	<u>Value</u>	<u>Goal</u>	<i>From:</i> July 2012
July 2012	733.00	700.00	<i>Thru:</i> June 2013
August 2012	745.00	700.00	<i>Goal:</i> 700.00
September 2012	703.00	700.00	
October 2012	704.00	700.00	
November 2012	702.00	700.00	
December 2012	732.00	700.00	
January 2013	811.00	700.00	
February 2013	660.00	700.00	
March 2013	682.00	700.00	
April 2013	736.00	700.00	
May 2013	806.00	700.00	
June 2013	749.00	700.00	

IRVINE RANCH WATER DISTRICT  
STRATEGIC MEASURES

***IDP Treated Water***

**MONTHLY STATUS REPORT**

Metric Owner: Tom Roberts Operations Manager

Definition of Measure:

Number of acre-feet of treated water produced by the Irvine Desalter Project (IDP).

Method:

Difference between final effluent volume and discharge to storm drain volume.

Data Collection

Data collected from final effluent and discharge to storm drain meters.

Explanation of Variance

1. Wells 107 and 115 off-line due to condition. Well 115 pending re-drilling. Well 107 was re-drilled and the new well will be placed in service prior to July 31, 2013.

**MONTHLY DATA**

<u>Month</u>	<u>Value</u>	<u>Goal</u>	<i>From:</i> July 2012
July 2012	200.00	350.00	<i>Thru:</i> June 2013
August 2012	196.00	350.00	<i>Goal:</i> 350.00
September 2012	225.00	350.00	
October 2012	218.00	350.00	
November 2012	221.00	350.00	
December 2012	239.00	350.00	
January 2013	324.00	350.00	
February 2013	336.00	350.00	
March 2013	206.00	350.00	
April 2013	197.00	350.00	
May 2013	230.00	350.00	
June 2013	216.00	350.00	

## EXHIBIT "B"

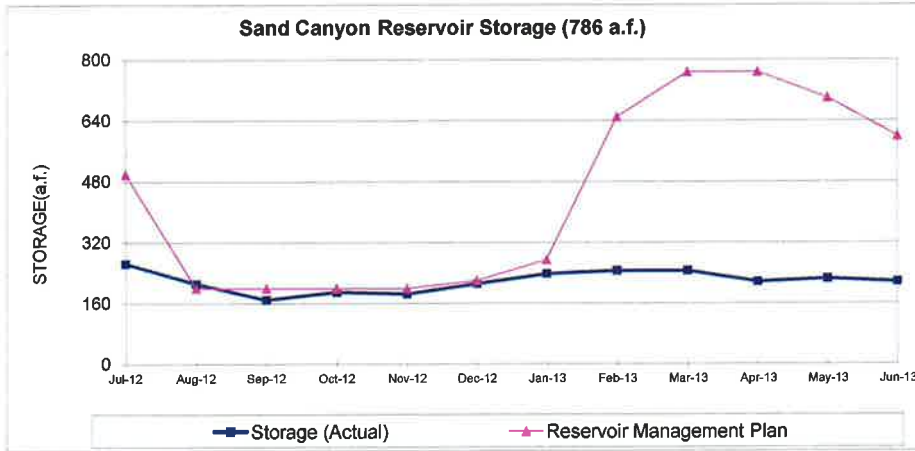
<b>DYER ROAD WELL FIELD STATUS</b>							<b>Jun-2013</b>
Well Number	Production Mo./YTD	Ref. Point Elevation	Depth to Water 6/30/2013	Water Level-MSL	Depth of Bowls	Bowl Setting-MSL	Feet of Water Above Intake
1	134.2 AF 1,536.1 AF	34	N/A	N/A	270	-236	N/A
2	0.7 AF 78.9 AF	37	106	-70 Static	270	-234	164
3	0.4 AF 1.6 AF	55	109	-54 Static	215	-160	106
4	242.8 AF 2,460.4 AF	38	159	-121 Pumping	216	-178	57
5	35.5 AF 1,256.9 AF	48	278	-230 Pumping	290	-242	12
6	150.3 AF 1,452.8 AF	43	150	-107 Pumping	250	-207	100
7	15.2 AF 700.8 AF	40	135	-95 Static	290	-250	155
C-8 DATS	421.4 AF 4,992.5 AF	37	145	-108 Pumping	305	-268	160
C-9 DATS	327.2 AF 3,863.6 AF	23	145	-122 Pumping	305	-282	160
10	358.7 AF 4,241.2 AF	47	184	-137 Pumping	250	-203	66
11	83.5 AF 781.0 AF	40	193	-153 Pumping	300	-260	107
12	191.3 AF 2,317.8 AF	51	190	-139 Pumping	300	-249	110
13	71.6 AF 736.1 AF	40	210	-170 Pumping	300	-260	90
14	218.1 AF 1,810.6 AF	47	186	-139 Pumping	311	-264	125
15	355.3 AF 4,384.3 AF	44	186	-142 Pumping	300	-256	114
16	38.2 AF 770.9 AF	47	237	-190 Pumping	280	-233	43
17	456.3 AF 3,545.2 AF	52	204	-153 Pumping	250	-199	46
18	118.2 AF 1,587.3 AF	45	236	-191 Pumping	300	-255	64
Clear production:	2,476.6 AF for the month						
FYTD:	27,661.9 AF						
DATS production:	748.6 AF for the month						
FYTD:	8,856.1 AF						



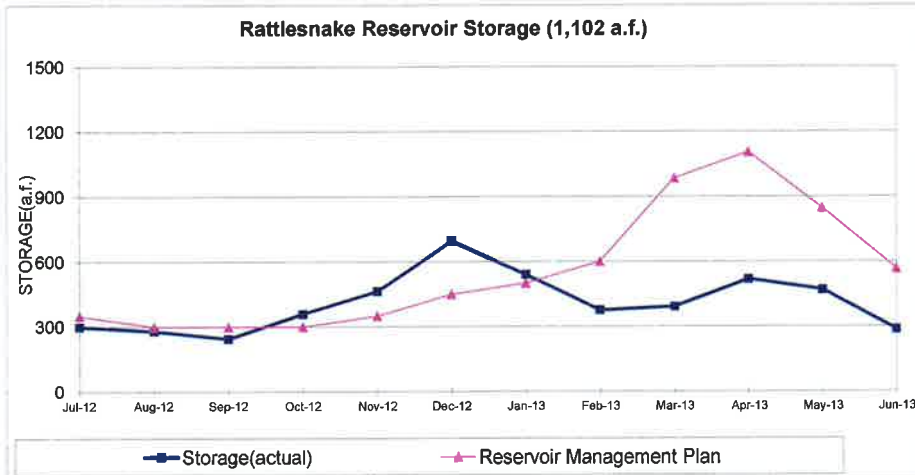


# EXHIBIT "C"

## RESERVOIR DATA FY 12-13



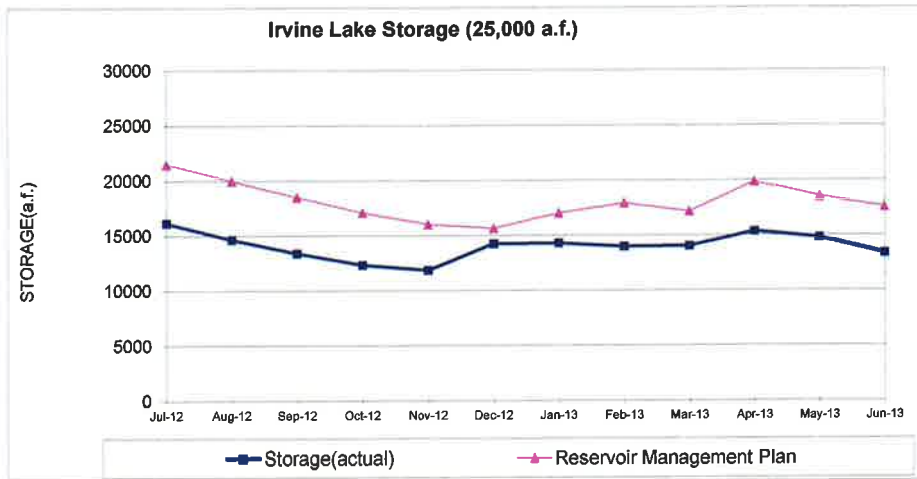
Sand Canyon Reservoir storage is below normal due to light rain.



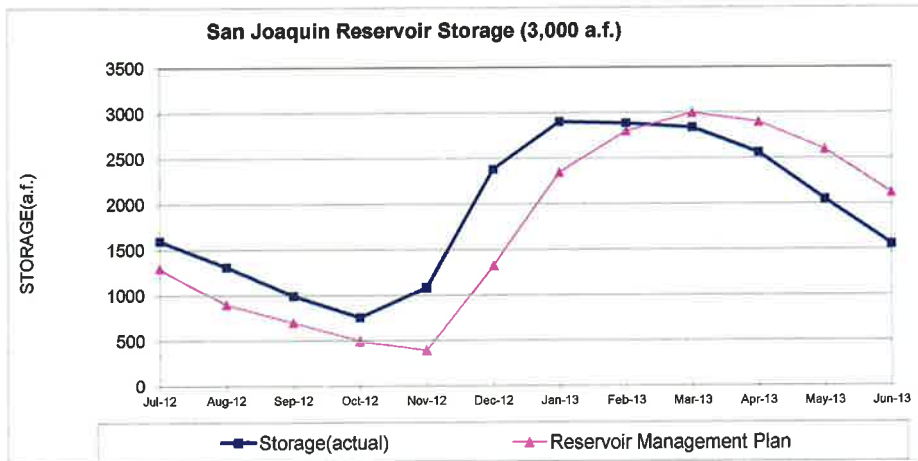
Rattlesnake Reservoir storage is below normal due to light rain.

# EXHIBIT "C"

## RESERVOIR DATA FY 12-13



Irvine Lake storage is below planned level due to light rain.



San Joaquin Reservoir storage is on track.

July 22, 2013

Prepared by: J. Corey

Submitted by: P. Weghorst/G. Heiertz

Approved by: Paul Cook

CONSENT CALENDAR

URBAN RUNOFF DIVERSION PROJECT  
EXPENDITURE AUTHORIZATION

SUMMARY:

Staff is managing preliminary design work for the Urban Runoff Diversion Project that will divert dewatering project flows that are high in concentrations of nitrate and selenium to Orange County Sanitation District. Staff recommends the Board approve an Expenditure Authorization in the amount of \$47,000 for staff time and legal assistance for the Urban Runoff Diversion Project 11631 (3633) which is included in the Fiscal Year (FY) 2013-14 Capital Budget.

BACKGROUND:

The Orange County Flood Control District, City of Irvine, Orange County Public Works, City of Tustin and Caltrans are cooperating in the development of a cost-effective solution for the diversion of dewatering project flows tributary to Peters Canyon Wash that contain high concentrations of nitrate and selenium. Previously, staff managed a concept study that was performed by RBF Consultants that evaluated the feasibility of constructing a collection pipeline along Peters Canyon Wash and San Diego Creek that would discharge to the Orange County Sanitation District's sewer collection system at Main Street.

The project is now moving into the preliminary design phase. IRWD is managing the project for the group but is not contributing funds for the design of the project. The participating agencies will reimburse IRWD for all design and environmental compliance work. An increase in Expenditure Authorization in the amount of \$40,000 is needed for staff time to manage design tasks and \$5,000 for legal assistance.

Staff will return to the Board for the award of professional services agreements for design and environmental compliance tasks with a corresponding request for additional Expenditure Authorization.

FISCAL IMPACTS:

The Urban Runoff Diversion Project is included in the approved FY 2013-14 Capital Budget. The Expenditure Authorization is attached as Exhibit "A" and summarized in the table below.

Project No.	Current Budget	Addition <Reduction>	Total Budget	Existing EA	This EA Request	Total EA Request
11631 (3633)	\$334,300	\$0	\$334,300	\$56,300	\$47,000	\$103,300

ENVIRONMENTAL COMPLIANCE:

The construction of the Urban Runoff Diversion Project would be subject to the California Environmental Quality Act (CEQA). During the design of the project, a Mitigated Negative Declaration will be prepared in conformance with the California Code of Regulations Title 14, Chapter 3, Section 15004.

COMMITTEE STATUS:

This item was reviewed at the Engineering and Operations Committee on July 16, 2013.

RECOMMENDATION:

THAT THE BOARD APPROVE AN EXPENDITURE AUTHORIZATION FOR PROJECT 11631 (3633) IN THE AMOUNT OF \$47,000 FOR THE URBAN RUNOFF DIVERSION PROJECT.

LIST OF EXHIBITS:

Exhibit "A" – Expenditure Authorization

# IRVINE RANCH WATER DISTRI EXHIBIT "A"

## Expenditure Authorization

Project Name: GROUNDWATER DISPOSAL SYSTEM CONCEPT STUDY  
 EPMS Project No: 11631 EA No: 3  
 Oracle Project No: 3633  
 Project Manager: WEGHORST, PAUL  
 Project Engineer: BENNETT, RAY  
 Request Date: July 3, 2013

ID Split: Regional Water Split with LAWD (11/08)

### Improvement District (ID) Allocations

ID No.	Allocation %	Source of Funds
112	3.6	BONDS YET TO BE SOLD**
113	4.4	BONDS YET TO BE SOLD**
115	6.2	CAPITAL FUND
121	12.8	BONDS YET TO BE SOLD**
130	10.0	BONDS YET TO BE SOLD**
135	16.2	PREVIOUSLY SOLD BONDS
140	3.5	BONDS YET TO BE SOLD**
150	26.1	BONDS YET TO BE SOLD**
153	2.9	BONDS YET TO BE SOLD**
154	1.2	BONDS YET TO BE SOLD**
161	6.7	BONDS YET TO BE SOLD**
182	2.5	BONDS YET TO BE SOLD**
184	2.3	BONDS YET TO BE SOLD**
186	.8	BONDS YET TO BE SOLD**
188	.8	BONDS YET TO BE SOLD**
<b>Total</b>	<b>100.0%</b>	

### Summary of Direct Cost Authorizations

Previously Approved EA Requests:	\$56,300
This Request:	\$47,000
<b>Total EA Requests:</b>	<b>\$103,300</b>
Previously Approved Budget:	\$334,300
Budget Adjustment Requested this EA:	\$0
<b>Updated Budget:</b>	<b>\$334,300</b>
<b>Budget Remaining After This EA</b>	<b>\$231,000</b>

Comments:

Phase	This EA Request	Previous EA Requests	EA Requests to Date	This Budget Request	Previous Budget	Updated Budget	Start	Finish
ENGINEERING - PLANNING IRWD	0	15,000	15,000	0	15,000	15,000	11/11	6/14
ENGINEERING - PLANNING OUTSIDE	0	31,900	31,900	0	31,900	31,900	11/11	6/14
ENGINEERING DESIGN - IRWD	40,000	0	40,000	0	40,000	40,000	7/13	6/14
ENGINEERING DESIGN - OUTSIDE	0	0	0	0	165,000	165,000	7/13	6/14
LEGAL	5,000	2,000	7,000	0	7,000	7,000	11/11	6/14
ENGINEERING ENVIRONMENTAL-OUTS	0	0	0	0	45,000	45,000	7/13	6/14
Contingency - 10.00% Subtotal	\$2,000	\$7,400	\$9,400	\$0	\$30,400	\$30,400		
<b>Subtotal (Direct Costs)</b>	<b>\$47,000</b>	<b>\$56,300</b>	<b>\$103,300</b>	<b>\$0</b>	<b>\$334,300</b>	<b>\$334,300</b>		
Estimated G/A - 170.00% of direct labor*	\$66,500	\$27,000	\$93,500	\$0	\$93,500	\$93,500		
<b>Total</b>	<b>\$113,500</b>	<b>\$83,300</b>	<b>\$196,800</b>	<b>\$0</b>	<b>\$427,800</b>	<b>\$427,800</b>		
Direct Labor	\$40,000	\$15,000	\$55,000	\$0	\$55,000	\$55,000		

\*EA includes estimated G&A. Actual G&A will be applied based on the current ratio of direct labor to general and administrative costs.

EA Originator: \_\_\_\_\_ 7/8/13

Department Director: \_\_\_\_\_ 7/9/13

Finance: \_\_\_\_\_

Board/General Manager: \_\_\_\_\_

\*\* IRWD hereby declares that it reasonably expects those expenditures marked with two asterisks to be reimbursed with proceeds of future debt to be incurred by IRWD in a maximum principal amount of \$437,000. The above-captioned project is further described in the attached staff report and additional documents, if any, which are hereby incorporated by reference. This declaration of official intent to reimburse costs of the above-captioned project is made under Treasury Regulation Section 1.150-2.



July 22, 2013  
Prepared by: K. Lew/M. Cortez  
Submitted by: K. Burton  
Approved by: Paul Cook

CONSENT CALENDAR

PLANNING AREA 51 HERITAGE FIELDS  
REACH B SEWER AND RECYCLED WATER CAPITAL IMPROVEMENTS

SUMMARY:

Heritage Fields El Toro, LLC (Heritage Fields) is currently developing Planning Area (PA) 51 (Great Park) which includes the construction of streets, storm drains, domestic water, sewer, and recycled water improvements. As part of the development, Heritage Fields will construct Reach B IRWD capital facilities under a Supplemental Reimbursement Agreement to the Master Reimbursement Agreement dated August 13, 2012. Staff recommends that the Board:

- Approve Expenditure Authorizations for Projects 21139 and 30393 in the amounts of \$2,588,300 and \$887,700, respectively; and
- Authorize the General Manager to execute a Supplemental Reimbursement Agreement with Heritage Fields for PA 51 Reach B Sewer and Recycled Water capital facilities.

BACKGROUND:

Heritage Fields is moving forward with the construction of Reach B Sewer and Recycled Water improvements from the OCTA Metrolink Right-of-Way to "LV" Street. The project location map is shown as Exhibit "A". The required IRWD domestic water, sewer, and recycled water capital facilities are documented in the PA 31 and 51 Sub-Area Master Plan, as prepared in September 2011.

The Reach B Sewer and Recycled Water capital facilities consist of approximately 5,500 lineal feet of 6-inch to 24-inch diameter sewer and 5,100 lineal feet 12-inch diameter recycled water pipeline. The design and construction of the IRWD facilities will be performed under the terms of an existing Master Reimbursement Agreement between Heritage Fields and IRWD dated August 13, 2012, and as further defined in a Supplemental Reimbursement Agreement. The Supplemental Reimbursement Agreement, attached as Exhibit "B", has been reviewed by IRWD legal counsel.

Heritage Fields retained RBF Consulting to prepare the Reach B Sewer and Recycled Water improvement plans and they received bids from three contractors in April 2013. Heritage Fields recommends awarding the construction contract to the lowest bidder, FYDAQ, for a bid amount of \$2,013,661 as shown in Exhibit "C". In addition, Heritage Fields has received consultant proposals for geotechnical observation and testing, surveying, engineering services, field archeological/paleontological monitoring, and environmental compliance and auditing. Staff has reviewed the consultant proposals and the construction bids and found the amounts to be acceptable. A summary of the Reach B Sewer and Recycled Water Capital Improvement costs is shown below.

Consent Calendar: Planning Area 51 Heritage Fields Reach B Sewer and Recycled Water Capital Improvements

July 22, 2013

Page 2

Design (RBF)	\$ 121,160.00
Geotechnical Design (Engeo)	\$ 18,500.00
Construction (FYDAQ)	\$2,013,661.00
Geotechnical Services (Engeo)	\$ 53,500.00
Engineering/Surveying (RBF)	\$ 57,696.00
Bid Coordination and Certification (Hunsaker)	\$ 11,120.00
Field Archeo/Paleo Monitoring (LSA)	\$ 10,060.00
Environmental Compliance and Auditing (Shaw)	\$ 27,476.65
Heritage Fields Administration Fee (1%)	\$ 20,136.61
	<u>\$2,333,310.26</u>

**FISCAL IMPACTS:**

Projects 21139 (4266) and 30393 (4265) are included in the FY 2013-14 Capital Budget. Funding for IRWD's capital facilities will require the approval of Expenditure Authorizations in the amount shown in the table below and in Exhibit "D".

Project No.	Current Budget	Addition <Reduction>	Total Budget	Existing EA	This EA Request	Total EA Request
21139 (4266)	\$2,588,300	\$-0-	\$2,588,300	\$-0-	\$2,588,300	\$2,588,300
30393 (4265)	\$ 887,700	\$-0-	\$ 887,700	\$-0-	\$ 887,700	\$ 887,700
<b>TOTAL</b>	<b>\$3,476,000</b>	<b>\$-0-</b>	<b>\$3,476,000</b>	<b>\$-0-</b>	<b>\$3,476,000</b>	<b>\$3,476,000</b>

The above funding provides for the reimbursement costs to Heritage Fields for the design and construction of IRWD capital facilities, staff time, and consultant support during construction.

**ENVIRONMENTAL COMPLIANCE:**

Activities such as executing reimbursement agreements are not subject to the California Environmental Quality Act (CEQA) as authorized under the California Code of Regulations, Title 14, Chapter 3, Section 15061 (b) (3), in that CEQA applies only to projects which have the potential for causing a significant effect on the environment.

Construction of capital domestic water, sewer, and recycled water facilities for the Great Park Development is subject to CEQA. In conformance with the California Code of Regulations Title 14, Chapter 3, Article 7 an Environmental Impact Report was certified by the City of Irvine on April 4, 2012 (SCH# 2002101020).

**COMMITTEE STATUS:**

This item was reviewed by the Engineering and Operations Committee on July 16, 2013.



**RECOMMENDATION:**

THAT THE BOARD APPROVE EXPENDITURE AUTHORIZATIONS FOR PROJECTS 21139 (4266) AND 30393 (4265) IN THE AMOUNTS OF \$2,588,300 AND \$887,700, RESPECTIVELY; AND AUTHORIZE THE GENERAL MANAGER TO EXECUTE A SUPPLEMENTAL REIMBURSEMENT AGREEMENT WITH HERITAGE FIELDS FOR PLANNING AREA 51 REACH B SEWER AND RECYCLED WATER CAPITAL FACILITIES.

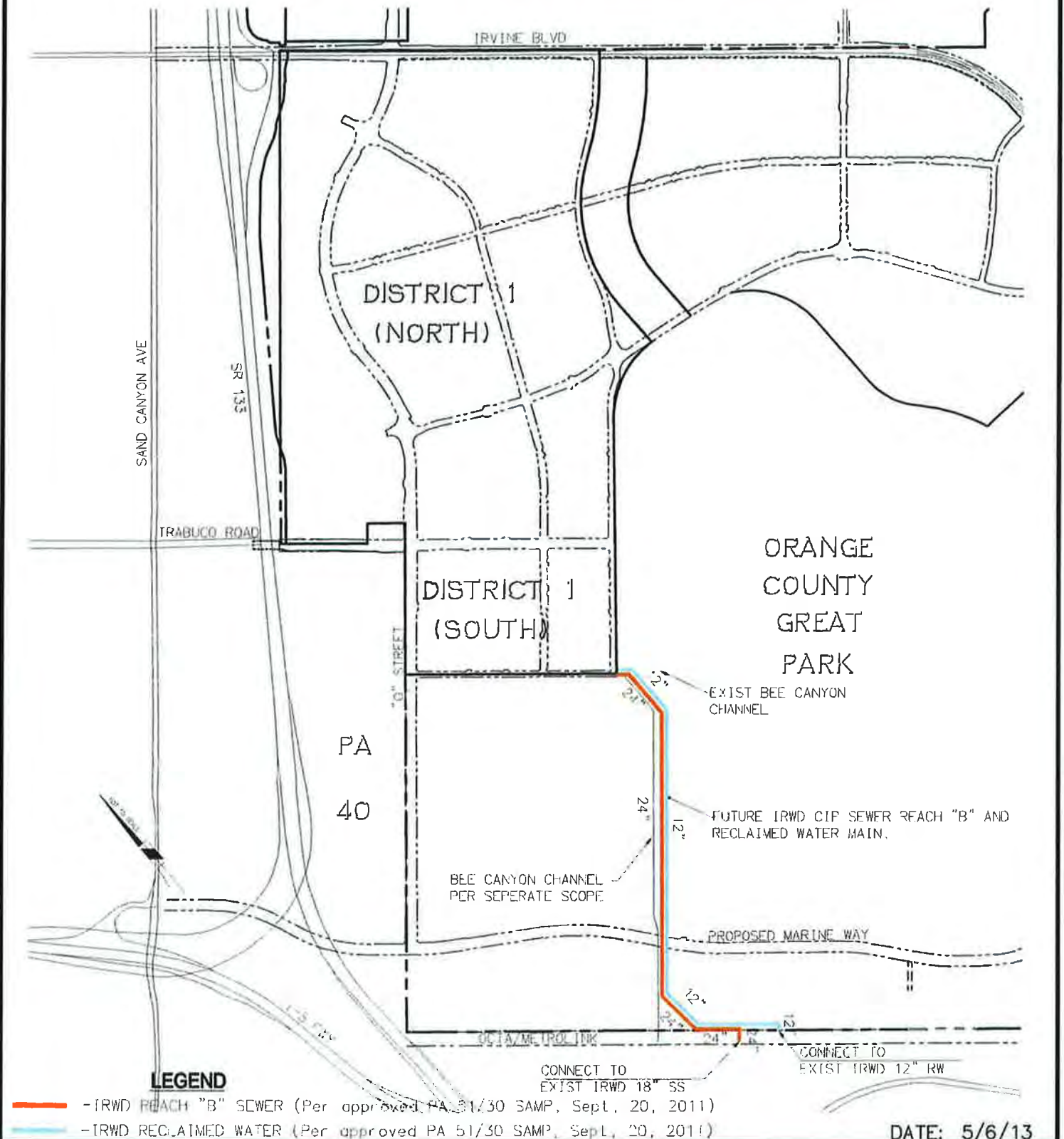
**LIST OF EXHIBITS:**

- Exhibit "A" – Reach B Capital Improvements Location Map
- Exhibit "B" – Supplemental Reimbursement Agreement
- Exhibit "C" – Bid Summary for Construction of IRWD Capital Facilities
- Exhibit "D" – Expenditure Authorizations



# EXHIBIT "A"

## IRWD CAPITAL IMPROVEMENTS SEWER REACH "B" AND RECLAIMED WATER MAIN



### LEGEND

- - IRWD REACH "B" SEWER (Per approved PA 51/30 SAMP, Sept. 20, 2011)
- - IRWD RECLAIMED WATER (Per approved PA 51/30 SAMP, Sept. 20, 2011)

DATE: 5/6/13



PLANNING ■ DESIGN ■ CONSTRUCTION

14725 ALTON PARKWAY  
IRVINE, CALIFORNIA 92618-2027  
949.472.3605 • FAX 949.472.8022 • www.RBF.com

GREAT PARK NEIGHBORHOODS  
SEWER REACH "B" AND RECLAIMED WATER



# EXHIBIT "B"

## EXHIBIT "A" to Reimbursement Agreement

### SUPPLEMENTAL REIMBURSEMENT AGREEMENT

BY AND BETWEEN  
IRVINE RANCH WATER DISTRICT  
AND  
HERITAGE FIELDS EL TORO, LLC

This SUPPLEMENTAL REIMBURSEMENT AGREEMENT ("Agreement") is entered into as of this \_\_\_\_\_ day of \_\_\_\_\_, 20\_\_, by and between Irvine Ranch Water District, a California water district formed and existing pursuant to the California Water District Law of the State of California ("IRWD"), and Heritage Fields El Toro, LLC, a Delaware limited liability company ("COMPANY"). All capitalized terms used herein and not otherwise defined shall have the meanings given such terms in the Reimbursement Agreement.

WHEREAS, IRWD and COMPANY have previously entered into that certain Reimbursement Agreement dated \_\_\_\_\_ ("Reimbursement Agreement") respecting construction of Capital Facilities; and

WHEREAS, said Reimbursement Agreement made reference to the fact that certain supplemental agreements would be entered into by the parties regarding construction of Capital Facilities and reimbursement therefor consistent with the provisions of said Reimbursement Agreement; and

WHEREAS, the parties now wish to enter this Agreement regarding the construction of Capital Facilities described below, subject to all of the terms of the Reimbursement Agreement, except as provided herein.

NOW, THEREFORE, the parties agree, in consideration of the mutual promises and covenants hereinafter set forth, do agree as follows:

1. Except as provided herein, the parties hereby incorporate by reference all of the terms and conditions of the Reimbursement Agreement into this Agreement.
2. The name of the Project to which this Agreement pertains is: Reach B Sewer and Zone C Recycled Water Pipeline between the Orange County Transportation Authority Railway Right-of-Way and "LV" Street.

The Project is depicted on Exhibit 1 attached to this Agreement.

3. The Capital Facilities to be constructed pursuant to this Agreement are as follows: Approximately 5,500 lineal feet of 6-inch to 24-inch sewer and 5,100 lineal feet of 12-inch recycled water pipelines as shown in Exhibit 1.

4. The total costs for the Capital Facilities shall include, but not limited to, the actual costs for construction, surveying, compaction testing, permits, construction bonds, legal fees and an administration fee equal to one percent (1%) of the actual cost of construction (all such actual costs are collectively referred to as the "Costs"). The estimated amount of the Costs is \$2,800,000.

5. The following special terms apply to the construction of the Capital Facilities under this Agreement and supersede the provisions of the original Reimbursement Agreement referenced above: None.

6. In accordance with Section 10 of the Reimbursement Agreement, COMPANY is executing concurrently herewith an Assignment Agreement in the form of Exhibit 2, to be effective upon the Effective Date specified in the Assignment Agreement.

IN WITNESS WHEREOF, the parties have entered this Agreement as of the date set forth above.

IRVINE RANCH WATER DISTRICT

By: \_\_\_\_\_

General Manager

[SIGNATURES CONTINUED]

**HERITAGE FIELDS EL TORO, LLC,**  
a Delaware limited liability company

**By: Heritage Fields El Toro Sole Member LLC,**  
a Delaware limited liability company  
Its: Sole Member

**By: Heritage Fields LLC,**  
a Delaware limited liability company  
Its: Sole Member

**By: Lennar Heritage Fields, LLC,**  
a California limited liability company  
Its: Administrative Member

**By: Lennar Homes of California, Inc.,**  
a California corporation  
Its: Sole Member

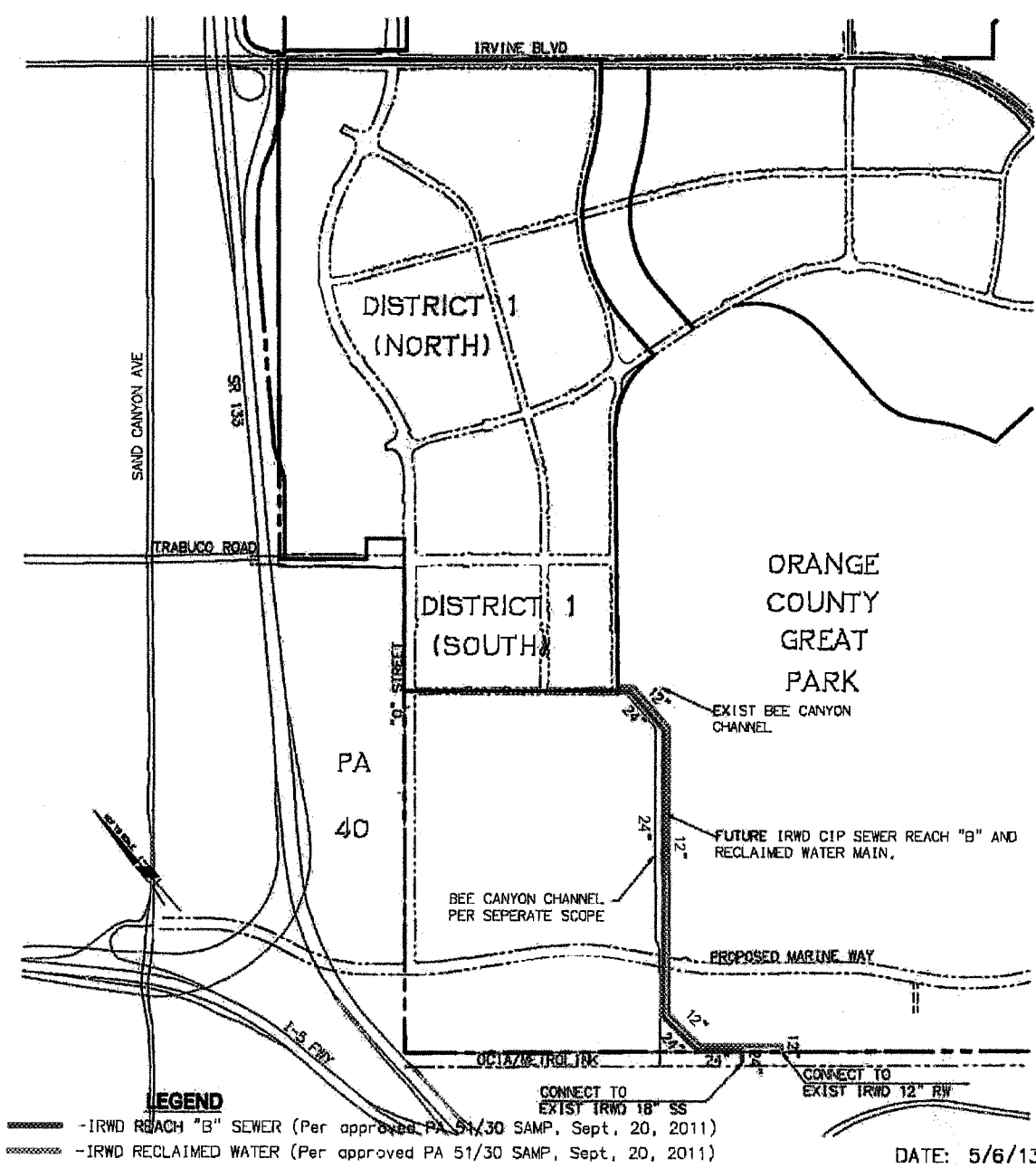
**By: \_\_\_\_\_**

**Print Name: \_\_\_\_\_**

**Print Title: \_\_\_\_\_**

# Supplemental Reimbursement Agreement

## Reach B Sewer and Zone C Recycled Water Capital Improvements





## Supplemental Reimbursement Agreement

### Assignment Agreement

This Assignment Agreement is made as of \_\_\_\_\_, 20\_\_, by and between HERITAGE FIELDS EL TORO, LLC, a Delaware limited liability company ("Assignor"), to IRVINE RANCH WATER DISTRICT, a California water district formed and existing pursuant to the California Water District Law of the State of California ("Assignee") based upon the following recitals:

A. Assignor has previously (or will, prior to the Effective Date hereof, have) entered into that certain Construction Contract to the Project and Capital Facilities identified in Schedule A hereto (the "Construction Contract").

B. Assignee desires to acquire (I) Assignor's right, title and interest in and to the Capital Facilities constructed under the Construction Contract, and (II) the warranty rights of Assignor as to the Capital Facilities under the Construction Contract, and Assignor desires to assign such rights to Assignee.

NOW, THEREFORE, in consideration of the foregoing, the covenants and agreements contained herein and other valuable consideration, receipt of which is hereby acknowledged, the parties hereto agree as follows:

1. **ASSIGNMENT.** Effective upon the date specified in Section 2 hereof (the "Effective Date"), Assignor assigns and transfers to Assignee all of Assignor's right, title, claim and interest in and to (a) the Capital Facilities constructed pursuant to the Construction Contract, and (b) the warranties and guarantees of contractor as to the Capital Facilities constructed pursuant to the Construction Contract. This Assignment is made by Assignor pursuant to the provisions of Section 10, entitled "Assignment of Interest", contained in that certain Reimbursement Agreement between Assignor and Assignee dated as of \_\_\_\_\_.

2. **EFFECTIVE DATE.** The Effective Date shall be the date of the filing of the Notice of Completion for the Construction Contract unless a different date is inserted in the following space: \_\_\_\_\_.

3. **TRANSFER OF DOCUMENTATION.** On or prior to the Effective Date, Assignor shall provide Assignee with a copy of the Construction Contract.

IN WITNESS WHEREOF, Assignor has executed this Assignment Agreement as of the date first above written.

**ASSIGNOR:**

**HERITAGE FIELDS EL TORO, LLC,**  
a Delaware limited liability company

**By: Heritage Fields El Toro Sole Member LLC,**  
a Delaware limited liability company  
Its: Sole Member

**By: Heritage Fields LLC,**  
a Delaware limited liability company  
Its: Sole Member

**By: Lennar Heritage Fields, LLC,**  
a California limited liability company  
Its: Administrative Member

**By: Lennar Homes of California, Inc.,**  
a California corporation  
Its: Sole Member

By: \_\_\_\_\_

Print Name: \_\_\_\_\_

Print Title: \_\_\_\_\_

Schedule A  
to  
Assignment Agreement

This Schedule A to Assignment Agreement relates to the assignment of certain matters pursuant to the Supplemental Reimbursement Agreement between Assignor and Assignee dated \_\_\_\_\_ ("Supplemental Reimbursement Agreement").

Insert name of Project from Section 2 of Supplemental Reimbursement Agreement: \_\_\_\_\_  
\_\_\_\_\_  
\_\_\_\_\_

Insert description of Capital Facilities from Section 3 of Supplemental Reimbursement Agreement: \_\_\_\_\_  
\_\_\_\_\_

Contractor's Name: \_\_\_\_\_

License No.: \_\_\_\_\_

Address: \_\_\_\_\_  
\_\_\_\_\_

Phone #: \_\_\_\_\_ Fax #: \_\_\_\_\_

Contact Person: \_\_\_\_\_



# Exhibit "C"

## CONTRACT PRICE SCHEDULE

**REACH "B" CAPITAL SEWER IMPROVEMENTS**  
 BETWEEN OCTA RAILWAY RIGHT OF WAY AND "LV" STREET  
 PROJECT NO. 20374 (1642)  
 IRWD CODE 5758

**CAPITAL RECYCLED WATER, ZONE C IMPROVEMENTS**  
 BETWEEN OCTA RAILWAY RIGHT OF WAY AND "LV" STREET  
 PROJECT NO. 39410 (1109)  
 IRWD CODE 5759

CITY OF IRVINE, ORANGE COUNTY, CALIFORNIA

Item	Description	Estimated Quantity	Unit	ENGINEERS ESTIMATE		FYDAQ		L&S		LEATHERWOOD	
				Unit Price	Total	Unit Price	Total	Unit Price	Total	Unit Price	Total
<b>I. BASE CONTRACT</b>											
<b>A. GENERAL</b>											
1.	MOBILIZATION (NOT TO EXCEED 2% OF CONTRACT PRICE SECTIONS A-E)	1	LS	\$20,000.00	\$ 20,000.00	\$ 2,500.00	\$ 2,500.00	\$ 44,000.00	\$ 44,000.00	\$ 52,000.00	\$ 52,000.00
2.	DEVELOP CONSTRUCTION WATER (SECTIONS A-E)	1	LS	\$10,000.00	\$ 10,000.00	\$ 2,500.00	\$ 2,500.00	\$ 2,000.00	\$ 2,000.00	\$ 5,000.00	\$ 5,000.00
3.	STORM WATER POLLUTION PREVENTION PLAN & BMPS (SECTIONS A-E)	1	LS	\$20,000.00	\$ 20,000.00	\$ 2,500.00	\$ 2,500.00	\$ 6,600.00	\$ 6,600.00	\$ 5,000.00	\$ 5,000.00
4.	PAYMENT AND PERFORMANCE BONDS (SECTIONS A-E)	1	LS	\$25,000.00	\$ 25,000.00	\$ 20,368.00	\$ 20,368.00	\$ 26,200.00	\$ 26,200.00	\$ 35,000.00	\$ 35,000.00
5.	TRAFFIC CONTROL (SECTIONS A-E)	1	LS	\$2,000.00	\$ 2,000.00	\$ 1,500.00	\$ 1,500.00	\$ 7,500.00	\$ 7,500.00	\$ 5,000.00	\$ 5,000.00
6.	RAILROAD FLAGMAN	40	DAY	\$200.00	\$ 8,000.00	\$ 1,000.00	\$ 40,000.00	\$ 2,300.00	\$ 92,000.00	\$ 1,100.00	\$ 44,000.00
7.	EXTRACTION SYSTEM SUPPORT	1	LS	\$7,000.00	\$ 7,000.00	\$ 2,500.00	\$ 2,500.00	\$ 4,000.00	\$ 4,000.00	\$ 3,600.00	\$ 3,600.00
8.	WELL PROTECTION	3	EA	\$1,500.00	\$ 4,500.00	\$ 3,000.00	\$ 9,000.00	\$ 4,000.00	\$ 12,000.00	\$ 800.00	\$ 2,400.00
9.	TEMPORARY CONSTRUCTION / SECURITY FENCE	4,236	LF	\$35.00	\$ 148,260.00	\$ 3.50	\$ 14,826.00	\$ 6.50	\$ 27,534.00	\$ 18.00	\$ 76,248.00
10.	TEMPORARY CONSTRUCTION / SECURITY GATE	10	EA	\$1,000.00	\$ 10,000.00	\$ 500.00	\$ 5,000.00	\$ 250.00	\$ 2,500.00	\$ 1,350.00	\$ 13,500.00
<b>GENERAL SUBTOTAL (SECTION A)</b>					\$ 254,760.00		\$ 100,694.00		\$ 224,334.00		\$ 241,748.00
					\$ 154,066.00		\$ -		\$ 123,640.00		\$ 141,054.00
<b>B. REMOVALS AND ADJUSTMENTS</b>					153.00%		0.00%		122.79%		140.08%
11.	CLEARING AND GRUBBING	101,200	SF	\$1.00	\$ 101,200.00	\$ 0.05	\$ 5,060.00	\$ 0.22	\$ 22,264.00	\$ 0.50	\$ 50,600.00
12.	UNCLASSIFIED EXCAVATION	3,800	CY	\$2.50	\$ 9,500.00	\$ 5.00	\$ 19,000.00	\$ 3.50	\$ 13,300.00	\$ 16.00	\$ 60,800.00
13.	REMOVE EXISTING MANHOLE	1	EA	\$2,000.00	\$ 2,000.00	\$ 3,000.00	\$ 3,000.00	\$ 1,550.00	\$ 1,550.00	\$ 1,350.00	\$ 1,350.00
14.	REMOVE EXISTING AC PAVEMENT (8" DEPTH MIN)	4,430	SF	\$3.00	\$ 13,290.00	\$ 2.00	\$ 8,860.00	\$ 2.10	\$ 9,303.00	\$ 3.00	\$ 13,290.00
15.	REMOVE EXISTING CHAIN LINK FENCE / GATE	800	LF	\$7.00	\$ 5,600.00	\$ 5.00	\$ 4,000.00	\$ 5.00	\$ 4,000.00	\$ 11.00	\$ 8,800.00
16.	REMOVE EXISTING PORTION OF 12" SS LINE	65	LF	\$30.00	\$ 1,950.00	\$ 20.00	\$ 1,300.00	\$ 22.00	\$ 1,430.00	\$ 27.00	\$ 1,755.00
17.	REMOVE EXISTING PORTION OF 4" SS LINE	45	LF	\$10.00	\$ 450.00	\$ 20.00	\$ 900.00	\$ 21.00	\$ 945.00	\$ 16.00	\$ 720.00
18.	REMOVE EXISTING PORTION OF 6" GAS LINE	60	LF	\$30.00	\$ 1,800.00	\$ 20.00	\$ 1,200.00	\$ 21.00	\$ 1,260.00	\$ 21.00	\$ 1,260.00
19.	REMOVE EXISTING PORTION OF 18" SS LINE	165	LF	\$45.00	\$ 7,425.00	\$ 25.00	\$ 4,125.00	\$ 25.00	\$ 4,125.00	\$ 24.00	\$ 3,960.00
20.	REMOVE MANHOLE SHAFT A MINIMUM OF 10' AND SLURRY BACKFILL	2	EA	\$3,000.00	\$ 6,000.00	\$ 5,000.00	\$ 10,000.00	\$ 2,600.00	\$ 5,200.00	\$ 1,700.00	\$ 3,400.00
21.	ABANDON EXISTING 12" VCP SEWER AND SLURRY FILL	115	LF	\$40.00	\$ 4,600.00	\$ 8.00	\$ 920.00	\$ 9.00	\$ 1,035.00	\$ 9.00	\$ 1,035.00
22.	ABANDON EXISTING 18" VCP SEWER AND SLURRY FILL	320	LF	\$55.00	\$ 17,600.00	\$ 12.00	\$ 3,840.00	\$ 12.00	\$ 3,840.00	\$ 12.00	\$ 3,840.00
23.	REMOVE RAILROAD TRACK	300	LF	\$10.00	\$ 3,000.00	\$ 20.00	\$ 6,000.00	\$ 15.00	\$ 4,500.00	\$ 20.00	\$ 6,000.00
24.	SOFT SOILS REMOVAL AND RECOMPACTION	6,000	CY	\$2.50	\$ 15,000.00	\$ 5.00	\$ 30,000.00	\$ 4.50	\$ 27,000.00	\$ 14.00	\$ 84,000.00
<b>REMOVALS AND ADJUSTMENTS - SUBTOTAL (SECTION B)</b>					\$ 190,415.00		\$ 96,205.00		\$ 99,752.00		\$ 240,810.00

LOW BID

Item	Description	Estimated Quantity	Unit	ENGINEERS ESTIMATE		FYDAQ		L&S		LEATHERWOOD	
				Unit Price	Total	Unit Price	Total	Unit Price	Total	Unit Price	Total
				\$	91,210.00	\$	-	\$	1,547.00	\$	142,605.00
					92.88%		0.00%		1.58%		145.21%
C.	SEWER IMPROVEMENTS										
25.	INSTALL 6" PVC (SDR-35) (0-12 FT) PER IRWD STD. S-6	20	LF	\$125.00	\$ 2,500.00	\$ 26.00	\$ 520.00	\$ 45.00	\$ 900.00	\$ 135.00	\$ 2,700.00
26.	INSTALL 12" PVC (SDR-35) (15-20 FT) PER IRWD STD. S-6	195	LF	\$225.00	\$ 43,875.00	\$ 78.00	\$ 15,210.00	\$ 170.00	\$ 33,150.00	\$ 150.00	\$ 29,250.00
27.	INSTALL 12" PVC (C-900 DR-14) WITH SEWER MARKER TAPE (20-25 FT) PER IRWD STD. S-6	130	LF	\$265.00	\$ 34,450.00	\$ 135.00	\$ 17,550.00	\$ 190.00	\$ 24,700.00	\$ 625.00	\$ 81,250.00
28.	INSTALL 18" PVC (C-905 DR-18) WITH SEWER MARKER TAPE (15-20 FT) PER IRWD STD. S-6	165	LF	\$260.00	\$ 40,300.00	\$ 125.00	\$ 19,375.00	\$ 140.00	\$ 21,700.00	\$ 140.00	\$ 21,700.00
29.	INSTALL 24" PVC (C-905 DR-25) WITH SEWER MARKER TAPE (0-15 FT) PER IRWD STD. S-6	1,986	LF	\$245.00	\$ 486,570.00	\$ 125.50	\$ 249,243.00	\$ 135.00	\$ 268,110.00	\$ 150.00	\$ 297,900.00
30.	INSTALL 24" PVC (C-905 DR-25) WITH SEWER MARKER TAPE (15-20 FT) PER IRWD STD. S-6	1,360	LF	\$285.00	\$ 387,600.00	\$ 134.50	\$ 182,920.00	\$ 160.00	\$ 217,600.00	\$ 185.00	\$ 251,600.00
31.	INSTALL 24" PVC (C-905 DR-25) WITH SEWER MARKER TAPE (20-25 FT) PER IRWD STD. S-6	797	LF	\$275.00	\$ 219,175.00	\$ 147.00	\$ 117,159.00	\$ 215.00	\$ 171,355.00	\$ 215.00	\$ 171,355.00
32.	INSTALL 24" PVC (C-905 DR-25) WITH SEWER MARKER TAPE (25-30 FT) PER IRWD STD. S-6	871	LF	\$300.00	\$ 261,300.00	\$ 165.00	\$ 143,715.00	\$ 260.00	\$ 226,460.00	\$ 350.00	\$ 304,850.00
33.	INSTALL (TRENCH) 42" STEEL CASING PER IRWD STD. DWG S-7, 1/2" MIN. WALL THICKNESS	250	LF	\$450.00	\$ 112,500.00	\$ 500.00	\$ 125,000.00	\$ 450.00	\$ 112,500.00	\$ 240.00	\$ 60,000.00
34.	INSTALL (JACK) 24" STEEL CASING PER IRWD STD. DWG S-7, 3/8" MIN. WALL THICKNESS	65	LF	\$300.00	\$ 16,500.00	\$ 700.00	\$ 38,500.00	\$ 780.00	\$ 42,900.00	\$ 145.00	\$ 7,975.00
35.	INSTALL (JACK) 42" STEEL CASING PER IRWD STD. DWG S-7, 1/2" MIN. WALL THICKNESS	110	LF	\$550.00	\$ 60,500.00	\$ 1,000.00	\$ 110,000.00	\$ 990.00	\$ 108,900.00	\$ 850.00	\$ 93,500.00
36.	INSTALL CASING TEST STATION PER IRWD STD. DWG CP-3	12	EA	\$1,500.00	\$ 18,000.00	\$ 800.00	\$ 6,000.00	\$ 3,000.00	\$ 36,000.00	\$ 1,100.00	\$ 13,200.00
37.	CONSTRUCT 60" MANHOLE PER IRWD STD. DWG S-1 (TURFBLOCK CONDITION) (0-12 FT)	3	EA	\$4,000.00	\$ 12,000.00	\$ 5,800.00	\$ 17,700.00	\$ 6,300.00	\$ 18,900.00	\$ 8,600.00	\$ 25,800.00
38.	CONSTRUCT 60" MANHOLE PER IRWD STD. DWG S-1 (TURFBLOCK CONDITION) (12-15 FT)	1	EA	\$7,500.00	\$ 7,500.00	\$ 6,100.00	\$ 6,100.00	\$ 6,700.00	\$ 6,700.00	\$ 10,700.00	\$ 10,700.00
39.	CONSTRUCT 60" MANHOLE PER IRWD STD. DWG S-1 (TURFBLOCK CONDITION) (15-20 FT)	4	EA	\$8,600.00	\$ 34,400.00	\$ 6,400.00	\$ 25,600.00	\$ 7,000.00	\$ 28,000.00	\$ 11,100.00	\$ 44,400.00
40.	CONSTRUCT 72" MANHOLE PER IRWD STD. DWG S-1 (TURFBLOCK CONDITION) (22-30 FT) WITH MODIFIED STEEL REINFORCED BASE	3	EA	\$15,000.00	\$ 45,000.00	\$ 19,885.00	\$ 59,655.00	\$ 15,700.00	\$ 47,100.00	\$ 17,000.00	\$ 51,000.00
41.	CONSTRUCT MANHOLE SHAFT SAFETY LEDGE (D=108") PER SPPWC STD. PLAN 330-2	3	EA	\$20,000.00	\$ 60,000.00	\$ 16,458.00	\$ 49,374.00	\$ 2,500.00	\$ 7,500.00	\$ 9,000.00	\$ 27,000.00
42.	JOIN EXISTING MANHOLE	2	EA	\$1,400.00	\$ 2,800.00	\$ 2,500.00	\$ 5,000.00	\$ 12,000.00	\$ 24,000.00	\$ 11,200.00	\$ 22,400.00
43.	INSTALL TERMINAL CLEANOUT PER IRWD STD. S-5	4	EA	\$1,000.00	\$ 4,000.00	\$ 1,200.00	\$ 4,800.00	\$ 1,100.00	\$ 4,400.00	\$ 2,350.00	\$ 9,400.00
44.	INSTALL SEWER PLUG	1	EA	\$200.00	\$ 200.00	\$ 1,000.00	\$ 1,000.00	\$ 110.00	\$ 110.00	\$ 850.00	\$ 850.00
SEWER IMPROVEMENTS - SUBTOTAL (SECTION C)				\$	1,949,170.00	\$	1,194,421.00	\$	1,400,985.00	\$	1,526,830.00
				\$	654,749.00	\$	-	\$	206,564.00	\$	332,409.00
D.	RECYCLED WATER IMPROVEMENTS				54.82%		0.00%		17.28%		27.83%
45.	INSTALL 12" AWWA C-900 PVC PURPLE PIPE (DR-14) PER IRWD STD. W-17	5,095	LF	\$50.00	\$ 254,750.00	\$ 40.00	\$ 203,800.00	\$ 46.00	\$ 234,370.00	\$ 55.00	\$ 280,225.00
46.	INSTALL 12" BFV (FE X FE) & VALVE BOX PER IRWD STD. W-22	12	EA	\$1,500.00	\$ 18,000.00	\$ 2,700.00	\$ 32,400.00	\$ 3,500.00	\$ 42,000.00	\$ 3,600.00	\$ 43,200.00
47.	INSTALL 12" BLIND FLANGE	2	EA	\$1,500.00	\$ 3,000.00	\$ 300.00	\$ 600.00	\$ 490.00	\$ 980.00	\$ 210.00	\$ 420.00
48.	INSTALL 12" 11.25 DEGREE DI BEND (PO X FE) (CL 200) & THRUST BLOCK PER IRWD STD. W-16	2	EA	\$1,500.00	\$ 3,000.00	\$ 350.00	\$ 700.00	\$ 500.00	\$ 1,000.00	\$ 650.00	\$ 1,300.00
49.	INSTALL 12" 45 DEGREE DI BEND (PO X FE) (CL 200) & THRUST BLOCK PER IRWD STD. W-16	4	EA	\$1,500.00	\$ 6,000.00	\$ 350.00	\$ 1,400.00	\$ 5,560.00	\$ 22,240.00	\$ 500.00	\$ 2,000.00
50.	INSTALL 1" AIR VACUUM RELEASE ASSEMBLY PER IRWD STD. W-11	4	EA	\$3,500.00	\$ 14,000.00	\$ 2,582.00	\$ 10,328.00	\$ 3,150.00	\$ 12,600.00	\$ 4,200.00	\$ 16,800.00
51.	INSTALL BLOW OFF ASSEMBLY PER IRWD STD. W-14	3	EA	\$2,100.00	\$ 6,300.00	\$ 5,200.00	\$ 15,600.00	\$ 8,500.00	\$ 25,500.00	\$ 9,400.00	\$ 28,200.00
52.	INSTALL TEMP. FLUSH OUT ASSEMBLY PER IRWD STD. W-12	1	EA	\$1,500.00	\$ 1,500.00	\$ 1,813.00	\$ 1,813.00	\$ 2,500.00	\$ 2,500.00	\$ 1,600.00	\$ 1,600.00
53.	INSTALL 12" DI ADAPTER (FE X PO)	3	EA	\$800.00	\$ 2,400.00	\$ 300.00	\$ 900.00	\$ 450.00	\$ 1,350.00	\$ 430.00	\$ 1,290.00
54.	INSTALL (JACK) 20" STEEL CASING PER IRWD STD. W-21, 3/8" MIN. WALL THICKNESS	60	LF	\$300.00	\$ 18,000.00	\$ 600.00	\$ 36,000.00	\$ 720.00	\$ 43,200.00	\$ 725.00	\$ 43,500.00
55.	INSTALL (TRENCH) 20" STEEL CASING PER IRWD STD. W-21, 3/8" MIN. WALL THICKNESS	210	LF	\$150.00	\$ 31,500.00	\$ 250.00	\$ 52,500.00	\$ 160.00	\$ 33,600.00	\$ 95.00	\$ 19,950.00
56.	INSTALL 12" X 12" X 4" TEE (FE X FE) & THRUST BLOCK PER IRWD STD. W-16	1	EA	\$1,500.00	\$ 1,500.00	\$ 650.00	\$ 650.00	\$ 895.00	\$ 895.00	\$ 770.00	\$ 770.00
57.	INSTALL 12" X 12" X 12" DI CUT IN TEE FOR PVC (FE X FE) & THRUST BLOCK PER IRWD STD. W-19 & W-16	1	EA	\$2,000.00	\$ 2,000.00	\$ 700.00	\$ 700.00	\$ 7,000.00	\$ 7,000.00	\$ 6,600.00	\$ 6,600.00
58.	INSTALL 12" X 12" X 12" X 12" DI CROSS (FE X FE) & THRUST BLOCK PER IRWD STD. W-16	1	EA	\$4,500.00	\$ 4,500.00	\$ 900.00	\$ 900.00	\$ 1,225.00	\$ 1,225.00	\$ 1,200.00	\$ 1,200.00
59.	INSTALL 12" X 12" X 4" X 4" DI CROSS (FE X FE) & THRUST BLOCK PER IRWD STD. W-16	1	EA	\$1,800.00	\$ 1,800.00	\$ 750.00	\$ 750.00	\$ 1,050.00	\$ 1,050.00	\$ 1,050.00	\$ 1,050.00
60.	INSTALL CASING TEST STATION PER IRWD STD. DWG CP-3	6	EA	\$1,500.00	\$ 9,000.00	\$ 500.00	\$ 3,000.00	\$ 1,900.00	\$ 11,400.00	\$ 1,000.00	\$ 6,000.00

LOW BID

Item	Description	Estimated Quantity	Unit	ENGINEERS ESTIMATE		FYDAQ		L&S		LEATHERWOOD	
				Unit Price	Total	Unit Price	Total	Unit Price	Total	Unit Price	Total
	RECYCLED WATER IMPROVEMENTS - SUBTOTAL (SECTION D)			\$ 377,250.00	\$ 15,209.00	\$ 362,041.00	\$ -	\$ 440,910.00	\$ 78,869.00	\$ 454,105.00	\$ 82,064.00
E.	MISCELLANEOUS IMPROVEMENTS			4.20%		0.00%		21.78%		25.43%	
61.	ASPHALT CONCRETE	941	TON	\$ 100.00	\$ 94,100.00	\$ 150.00	\$ 141,150.00	\$ 75.00	\$ 70,575.00	\$ 110.00	\$ 103,510.00
62.	AGGREGATE BASE	942	CY	\$ 75.60	\$ 71,215.20	\$ 75.00	\$ 70,650.00	\$ 42.00	\$ 39,564.00	\$ 80.00	\$ 75,360.00
63.	INSTALL 5' HIGH CHAIN LINK FENCE	700	LF	\$ 35.00	\$ 24,500.00	\$ 45.00	\$ 31,500.00	\$ 25.00	\$ 17,500.00	\$ 42.00	\$ 29,400.00
64.	RESTORATION OF EXISTING PROPERTY	1	LS	\$ 15,000.00	\$ 15,000.00	\$ 15,000.00	\$ 15,000.00	\$ 3,800.00	\$ 3,800.00	\$ 1,800.00	\$ 1,800.00
	MISCELLANEOUS IMPROVEMENTS - SUBTOTAL (SECTION E)			\$ 204,815.20	\$ 73,376.20	\$ 258,300.00	\$ 126,861.00	\$ 131,439.00	\$ -	\$ 210,070.00	\$ 78,631.00
				28.41%		49.11%		0.00%		30.44%	
	TOTAL - BASE CONTRACT PRICE (SECTIONS A-E)			\$ 2,875,410.20	\$ 861,749.20	\$ 2,013,661.00	\$ -	\$ 2,297,420.00	\$ 283,759.00	\$ 2,673,563.00	\$ 659,902.00
				42.80%		0.00%		14.09%		32.77%	
	GRAND TOTAL IRWD CAPITAL PRICE (SECTIONS A-E)			\$ 2,875,410.20	\$ 861,749.20	\$ 2,013,661.00	\$ -	\$ 2,297,420.00	\$ 283,759.00	\$ 2,673,563.00	\$ 659,902.00
				42.80%		0.00%		14.09%		32.77%	
II.	<b>SUPPORTING UNIT PRICES</b>										
	The following Supporting Unit Prices may be used by Owner at its sole discretion, for the purpose of increasing or decreasing the scope of work										
1.	DEMobilization/REMOBilization FOR UNKNOWN HAZARDOUS MATERIAL DISCOVERY (SECTIONS A-E)	1	LS	\$ 3,000.00	\$ 3,000.00	\$ 3,000.00	\$ 3,000.00	\$ 4,000.00	\$ 4,000.00	\$ 15,000.00	\$ 15,000.00
2.	REMOVE EXISTING ASBESTOS CEMENT PIPE	0-1,000	LF	\$ 30.00	\$ 30.00	\$ 30.00	\$ 30.00	\$ 50.00	\$ 50.00	\$ 20.00	\$ 20.00
3.	REMOVE EXISTING ASBESTOS CEMENT PIPE	1,000-5,000	LF	\$ 30.00	\$ 30.00	\$ 30.00	\$ 30.00	\$ 45.00	\$ 45.00	\$ 19.00	\$ 19.00
4.	REMOVE EXISTING ASBESTOS CEMENT PIPE	5,000-10,000	LF	\$ 30.00	\$ 30.00	\$ 30.00	\$ 30.00	\$ 35.00	\$ 35.00	\$ 18.00	\$ 18.00
5.	BREAK-UP, REMOVE AND DISPOSE OF EXISTING CEMENTED BASE MATERIAL	0-5,000	CY	\$ 10.00	\$ 10.00	\$ 10.00	\$ 10.00	\$ 30.00	\$ 30.00	\$ 40.00	\$ 40.00
6.	ADJUST MANHOLES/CLEANOUT TO GRADE	0-100	EA	\$ 400.00	\$ 400.00	\$ 400.00	\$ 400.00	\$ 425.00	\$ 425.00	\$ 1,000.00	\$ 1,000.00
7.	ADJUST WATER VALVE BOXES TO GRADE	0-100	EA	\$ 375.00	\$ 375.00	\$ 375.00	\$ 375.00	\$ 350.00	\$ 350.00	\$ 400.00	\$ 400.00
8.	SELECT TRENCH BEDDING	0-5,000	CY	\$ 11.00	\$ 11.00	\$ 11.00	\$ 11.00	\$ 29.00	\$ 29.00	\$ 60.00	\$ 60.00
9.	SELECT TRENCH BEDDING	5,000-25,000	CY	\$ 11.00	\$ 11.00	\$ 11.00	\$ 11.00	\$ 29.00	\$ 29.00	\$ 60.00	\$ 60.00
10.	SELECT TRENCH BEDDING	25,000-50,000	CY	\$ 11.00	\$ 11.00	\$ 11.00	\$ 11.00	\$ 29.00	\$ 29.00	\$ 60.00	\$ 60.00
11.	ENVIRONMENTAL TESTING OF IMPORT SOILS	0-25	EA	\$ 500.00	\$ 500.00	\$ 500.00	\$ 500.00	\$ 2,500.00	\$ 2,500.00	\$ 800.00	\$ 800.00
12.	ADJUST GRADING +/- 1-INCH	0-5,000	CY	\$ 22.00	\$ 22.00	\$ 22.00	\$ 22.00	\$ 4.00	\$ 4.00	\$ 5.00	\$ 5.00





**IRVINE RANCH WATER DIST**

**Expenditure Authorization**

Project Name: PA 51 REACH B SEWER, OCTA R/W TO LV ST  
 EPMS Project No: 21139 EA No: 1  
 Oracle Project No: 4266  
 Project Manager: CORTEZ, MALCOLM  
 Project Engineer: LEW, KELLY  
 Request Date: June 28, 2013

ID Split: Miscellaneous

**Improvement District (ID) Allocations**

ID No.	Allocation %	Source of Funds
212	100.0	BONDS YET TO BE SOLD**
<b>Total</b>	<b>100.0%</b>	

**Summary of Direct Cost Authorizations**

Previously Approved EA Requests:	\$0
This Request:	\$2,588,300
<b>Total EA Requests:</b>	<b>\$2,588,300</b>
Previously Approved Budget:	\$2,588,300
Budget Adjustment Requested this EA:	\$0
<b>Updated Budget:</b>	<b>\$2,588,300</b>
<b>Budget Remaining After This EA</b>	<b>\$0</b>

Comments:

Phase	This EA Request	Previous EA Requests	EA Requests to Date	This Budget Request	Previous Budget	Updated Budget	Start	Finish
ENGINEERING DESIGN - IRWD	25,000	0	25,000	0	25,000	25,000	9/12	3/13
ENGINEERING DESIGN - OUTSIDE	140,000	0	140,000	0	140,000	140,000	9/12	3/13
DESIGN STAFF FIELD SUPPORT	20,000	0	20,000	0	20,000	20,000	9/12	3/13
ENGINEERING - CA&I IRWD	150,000	0	150,000	0	150,000	150,000	6/13	7/14
ENGINEERING - CA&I OUTSIDE	400,000	0	400,000	0	400,000	400,000	6/13	7/14
CONSTRUCTION FIELD SUPPORT	20,000	0	20,000	0	20,000	20,000	6/13	7/14
CONSTRUCTION	1,700,000	0	1,700,000	0	1,700,000	1,700,000	6/13	7/14
LEGAL	10,000	0	10,000	0	10,000	10,000	1/13	7/14
Contingency - 5.00% Subtotal	\$123,300	\$0	\$123,300	\$0	\$123,300	\$123,300		
<b>Subtotal (Direct Costs)</b>	<b>\$2,588,300</b>	<b>\$0</b>	<b>\$2,588,300</b>	<b>\$0</b>	<b>\$2,588,300</b>	<b>\$2,588,300</b>		
Estimated G/A - 170.00% of direct labor*	\$365,500	\$0	\$365,500	\$0	\$365,500	\$365,500		
<b>Total</b>	<b>\$2,953,800</b>	<b>\$0</b>	<b>\$2,953,800</b>	<b>\$0</b>	<b>\$2,953,800</b>	<b>\$2,953,800</b>		
Direct Labor	\$215,000	\$0	\$215,000	\$0	\$215,000	\$215,000		

\*EA includes estimated G&A. Actual G&A will be applied based on the current ratio of direct labor to general and administrative costs.

EA Originator: Kelly Lew 7/1/13  
 Department Director: Kevin L. Burton 7/1/13  
 Finance: SL 7/2/13  
 Board/General Manager: \_\_\_\_\_

\*\* IRWD hereby declares that it reasonably expects those expenditures marked with two asterisks to be reimbursed with proceeds of future debt to be incurred by IRWD in a maximum principal amount of \$3,013,000. The above-captioned project is further described in the attached staff report and additional documents, if any, which are hereby incorporated into this authorization. The official intent to reimburse costs of the above-captioned project is made under Treasury Regulation Section 1.150-2.

# IRVINE RANCH WATER DISTRICT

## Expenditure Authorization

Project Name: PA 51 REACH B RW, OCTA R/W TO LV ST  
 EPMS Project No: 30393 EA No: 1  
 Oracle Project No: 4265  
 Project Manager: CORTEZ, MALCOLM  
 Project Engineer: LEW, KELLY  
 Request Date: June 28, 2013

ID Split: Miscellaneous

### Improvement District (ID) Allocations

ID No.	Allocation %	Source of Funds
212	100.0	BONDS YET TO BE SOLD**
<b>Total</b>	<b>100.0%</b>	

### Summary of Direct Cost Authorizations

Previously Approved EA Requests:	\$0
This Request:	\$887,700
<b>Total EA Requests:</b>	<b>\$887,700</b>
Previously Approved Budget:	\$887,700
Budget Adjustment Requested this EA:	\$0
<b>Updated Budget:</b>	<b>\$887,700</b>
<b>Budget Remaining After This EA</b>	<b>\$0</b>

Comments:

Phase	This EA Request	Previous EA Requests	EA Requests to Date	This Budget Request	Previous Budget	Updated Budget	Start	Finish
ENGINEERING DESIGN - IRWD	25,000	0	25,000	0	25,000	25,000	1/13	3/13
ENGINEERING DESIGN - OUTSIDE	50,000	0	50,000	0	50,000	50,000	1/13	3/13
DESIGN STAFF FIELD SUPPORT	10,000	0	10,000	0	10,000	10,000	1/13	3/13
ENGINEERING - CA&I IRWD	40,000	0	40,000	0	40,000	40,000	6/13	3/14
ENGINEERING - CA&I OUTSIDE	120,000	0	120,000	0	120,000	120,000	6/13	3/14
CONSTRUCTION FIELD SUPPORT	10,000	0	10,000	0	10,000	10,000	6/13	3/14
CONSTRUCTION	550,000	0	550,000	0	550,000	550,000	6/13	3/14
LEGAL	2,000	0	2,000	0	2,000	2,000	1/13	3/14
<b>Contingency - 10.00% Subtotal</b>	<b>\$80,700</b>	<b>\$0</b>	<b>\$80,700</b>	<b>\$0</b>	<b>\$80,700</b>	<b>\$80,700</b>		
<b>Subtotal (Direct Costs)</b>	<b>\$887,700</b>	<b>\$0</b>	<b>\$887,700</b>	<b>\$0</b>	<b>\$887,700</b>	<b>\$887,700</b>		
Estimated G/A - 170.00% of direct labor*	\$144,500	\$0	\$144,500	\$0	\$144,500	\$144,500		
<b>Total</b>	<b>\$1,032,200</b>	<b>\$0</b>	<b>\$1,032,200</b>	<b>\$0</b>	<b>\$1,032,200</b>	<b>\$1,032,200</b>		
<b>Direct Labor</b>	<b>\$85,000</b>	<b>\$0</b>	<b>\$85,000</b>	<b>\$0</b>	<b>\$85,000</b>	<b>\$85,000</b>		

\*EA includes estimated G&A. Actual G&A will be applied based on the current ratio of direct labor to general and administrative costs.

EA Originator: Kelley Lew 7/1/13  
 Department Director: Kevin L. Burton 7/1/13  
 Finance: SL 7/2/13  
 Board/General Manager: \_\_\_\_\_

\*\* IRWD hereby declares that it reasonably expects those expenditures marked with two asterisks to be reimbursed with proceeds of future debt to be incurred by IRWD in a maximum principal amount of \$1,032,200. The project is further described in the attached staff report and of official intent to reimburse costs of the above-captioned project is made under Treasury Regulation Section 1.150

July 22, 2013  
Prepared by: J. Dayer  
Submitted by: P. Shields  
Approved by: Paul Cook *[Signature]*

CONSENT CALENDAR

REHABILITATION OF THE ZONE A RESERVOIR NO. 2 PROJECT  
FINAL ACCEPTANCE

SUMMARY:

Rehabilitation of the Zone A Reservoir No. 2 Project is complete. The Contractor, J. Colon Coatings, Inc. completed the required work and all punch list items. The project has received final inspection and acceptance of construction is recommended.

BACKGROUND:

J. Colon Coatings, Inc. was awarded the construction contract for the Rehabilitation of the Zone A Reservoir No. 2. The project included re-coating all interior and exterior surfaces, replacement or repair of all lateral bracing rafters, replacement of existing interior ladder with a fiberglass model and addition of a hand railing around the roof hatch work area. Construction is complete and the project is ready for final acceptance by the Board.

Project Title:	Rehabilitation of the Zone A Reservoir No. 2
Project No.:	30324 (1817)
Design Engineer:	Harper and Associates Engineering, Inc.
Construction Management by:	IRWD Staff and Harper and Associates Engineering, Inc.
Contractor:	J. Colon Coatings, Inc.
Original Contract Cost:	\$327,447.50
Final Contract Cost:	\$360,997.50
Original Contract Days:	78
Final Contract Days:	88
Total Budget:	\$465,300.00
Total Project Cost:	\$356,789.26

FISCAL IMPACTS:

Project 30324 (1817) is included in the FY 2012-13 Capital Budget. The existing budget and Expenditure Authorization are sufficient to complete the project.

COMMITTEE STATUS:

This item was not reviewed by a Committee.

ENVIRONMENTAL COMPLIANCE:

This activity is exempt from the California Environmental Quality Act (CEQA) as authorized under the California Code of Regulations, Title 14, Chapter 3, Sections 15301.

RECOMMENDATION:

THAT THE BOARD ACCEPT CONSTRUCTION OF REHABILITATION OF THE ZONE A RESERVOIR NO. 2 PROJECT; AUTHORIZE THE GENERAL MANAGER TO FILE A NOTICE OF COMPLETION; AND AUTHORIZE THE RELEASE OF RETENTION 35 DAYS AFTER FILING OF THE NOTICE OF COMPLETION.

LIST OF EXHIBITS:

None

DB  
July 22, 2013  
Prepared by: K. Lew/M. Cortez  
Submitted by: K. Burton  
Approved by: Paul Cook

ACTION CALENDAR

PLANNING AREA 9B (STONEGATE) JEFFREY ROAD PIPELINES  
CONTRACT CHANGE ORDER

SUMMARY:

Irvine Community Development Company (ICDC) is proceeding with Planning Area (PA) 9B (Stonegate) development including Jeffrey Road improvements and backbone street improvements. As part of the development projects, ICDC will design and construct IRWD's domestic water, sewer, and recycled water capital facilities under a Supplemental Reimbursement Agreement. Staff has identified a future IRWD pump station to be constructed, and laterals to the future pump station site can be installed concurrently with the Jeffrey Road Pipelines project. Staff recommends that the Board approve a contract change order in the amount of \$180,205 to the Reimbursement Agreement with the Irvine Community Development Company for PA 9B Jeffrey Road Pipelines, Projects 10423, 30422, and 30389 to perform this additional lateral work.

BACKGROUND:

The Jeffrey Road Pipelines are currently being constructed between Irvine Boulevard and Portola Parkway in PA 9B. The project includes construction of approximately 5,000 lineal feet of 12-inch Zone 3 domestic water pipeline, 2,700 lineal feet of 36-inch Zone A recycled water pipeline, 2,700 lineal feet of 36-inch syphon pipeline, 4,800 lineal feet of 16-inch Zone B recycled water pipeline, and 1,400 lineal feet of 6-inch, 12-inch, and 20-inch Zone C recycled water pipelines.

A future IRWD pump station site has recently being identified on the northwest corner of Jeffrey Road and Irvine Boulevard (as provided in Exhibit "A"). This pump station is planned to be a multi-zone station including Zone A to Syphon, Syphon to Zone B, and Syphon to Zone C. Staff recommends that the laterals to the future pump station site be installed with the current Jeffrey Road Pipelines project to minimize construction cost, traffic impacts, and future disruption to residents. The laterals include a 16-inch Zone B lateral, 20-inch Zone C lateral, 36-inch Zone A lateral and 36-inch Syphon lateral into the new pump station site. ICDC's contractor, Leatherwood Construction, submitted a construction change order to perform the work in the amount of \$180,205 (as provided in Exhibit "B"). Staff has negotiated the construction change order with Leatherwood Construction and believes that the costs are reasonable and recommends approval.

FISCAL IMPACTS:

Projects 10423 (1519), 30422 (1024), and 30389 (4176) are included in the FY 2013-14 Capital Budget. The existing Expenditure Authorizations are sufficient to fund the construction change order.

ENVIRONMENTAL COMPLIANCE:

The construction of the capital facilities for Planning Area 9B is subject to the California Environmental Quality Act (CEQA). In conformance with the California Code of Regulations Title 14, Chapter 3, Article 7, an Environmental Impact Report was certified by the City of Irvine on March 25, 2002 (SCH #2001051010).

COMMITTEE STATUS:

This item was reviewed by the Engineering and Operations Committee on July 16, 2013.

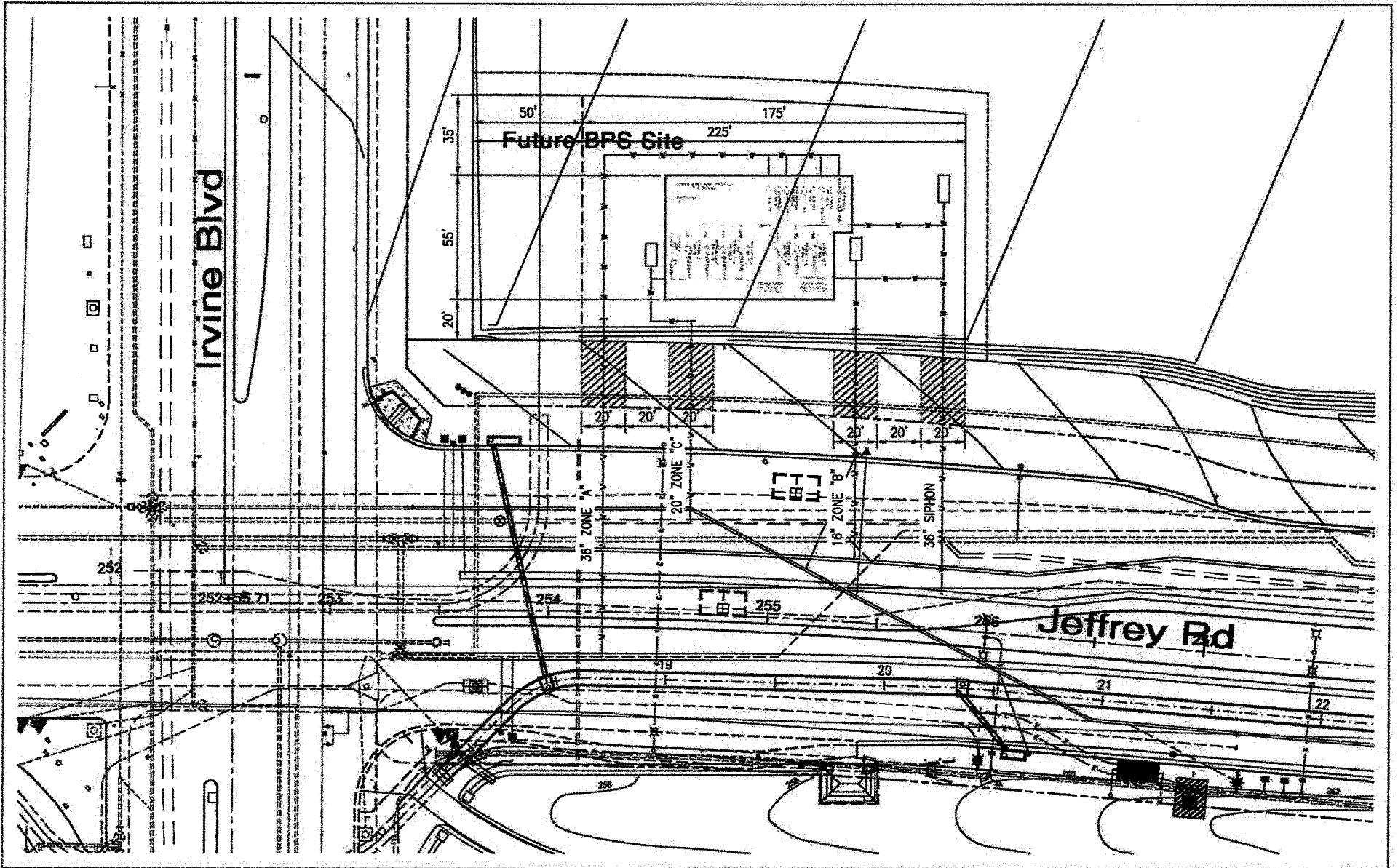
RECOMMENDATION:

THAT THE BOARD APPROVE A CONTRACT CHANGE ORDER IN THE AMOUNT OF \$180,205 TO THE REIMBURSEMENT AGREEMENT WITH THE IRVINE COMMUNITY DEVELOPMENT COMPANY FOR PLANNING AREA 9B JEFFREY ROAD PIPELINES, PROJECTS 10423 (1519), 30422 (1024), AND 30389 (4176) TO PERFORM ADDITIONAL LATERAL WORK FOR A FUTURE IRWD PUMP STATION.

LIST OF EXHIBITS:

Exhibit "A" – Project Location of future IRWD Pump Station  
Exhibit "B" – Contract Change Order

# EXHIBIT "A"







# EXHIBIT "B"

CHANGE NO.: \_\_\_\_\_  
DATE: May 13, 2013

## POTENTIAL CHANGE OF WORK ACKNOWLEDGEMENT & VALUE (FOR IRWD CAPITAL IMPROVEMENTS)

The purpose of this form is to acknowledge a change in work for the intent of reimbursement of costs. Upon acceptance a change order will be issued.

IRWD P.O. No.: Code #5719 ICDC Contract No.: 4500047426  
Owner: Irvine Community Development Company  
Contractor/Consultants: Leatherwood Construction, Inc.  
Sewer   
Domestic Water  X  
Reclaim Water  X  
Other

Design Engineer: SAIC  
IRWD Mgr. \_\_\_\_\_

Project Description: Stonegate [PA-9B], Jeffrey Road BB SIP – IRWD Capital Facilities Improvements

### PART A – POTENTIAL CHANGE OF WORK:

Plan Revision Required:  YES  NO **Estimated Cost: \$180,205.00** *MLK 5/13/13*

Change Initiated By: \_\_\_\_\_

Work Description:  
Contractor is directed to install capital improvements to 36" CMLC Zone-A, 36" CMLC Siphon, 16" CMLC Zone-B, 20" CMLC Zone-C and 20" POC for Zone-C as outlined by SAIC in Delta 1.

- Submitted by: \_\_\_\_\_  
Owner Representative / Date
- 2a. In IRWD's opinion the aforementioned work **does**  **does not**   
qualify as a potential change in work.
- 2b. IRWD comments (required if representative does not concur with the potential change): \_\_\_\_\_
- 2c. Reviewed by: Kellen Jan 7/2/13  
IRWD Representative / Date
3. Received and Recorded by: \_\_\_\_\_  
Owner Representative / Date

PART B – CHANGE OF WORK VALUE: \$ 180,205.00

Detailed Backup Attached

- Submitted by: \_\_\_\_\_  
Owner Representative / Date
- Recommended by: K.B.  
IRWD Representative / Date

**LEATHERWOOD CONSTRUCTION INC.**

17050 Bushard Street, Ste-213

Fountain Valley, CA 92708

714-593-6575 (Phone)

714-593-6576 (Fax)

LICENSE #760851

---

May 7, 2013

Irvine Community Development Company  
12621 Jeffrey Road  
Irvine, CA 92620

Attn: Mike Rodebaugh, Project Manager  
Re: Jeffrey Road IRWD Capital Improvements (Contract-#4500047426)  
Subj: Change Order-4 (Delta-1: Package-2)

Dear Mike:

LCI is submitting Change Order - 4 request for the Additional 36" CMLC Zone-A Lateral, 36" CMLC Siphon Lateral, 16" CMLC Zone-B Lateral, 20" CMLC Zone-C Lateral, and 20" POC for Zone-C including 1-20" BFV, CL-150 per the Delta-1 revised drawings. LCI is requesting an increase contract Change Order in the amount of \$180,205.00 excluding the bonds. Also, LCI is requesting deferred working days to perform this extra work. If you have any questions please do not hesitate to contact me at (714) 593-6575.

Sincerely,  
LEATHERWOOD CONSTRUCTION, INC.

*Bobby Kawai*

Bobby Kawai,  
Vice-President

Tel: (714) 593-6575

Fax: (714) 593-6576

**LEATHERWOOD CONSTRUCTION, INC**

17050 BUSHARD STREET, STE-213

FOUNTAIN VALLEY, CA 92708

C.C.O. NO. 3 REPORT NO. 4

CONTRACT NO. 4500047426

DATE PERFORMED \_\_\_\_\_

AMOUNT AUTHORIZED \_\_\_\_\_

DATE OF REPORT \_\_\_\_\_

PREVIOUS BALANCE \_\_\_\_\_

WORK PERFORMED FOR ICDC/IRWD

TODAY \_\_\_\_\_

DESCRIPTION OF WORK JEFFREY RD IRWD CAPITAL IMPROVMENTS: DELTA-1

TO DATE \_\_\_\_\_

ADD 149 LF-36" CMLC ZONE-A LATERAL TO NEW IRWD BOOSTER

CONTRACTOR JOB NO. 2083

PUMP STATION. ADD 2-36" CMLC 45 BENDS @ STATIONS 10+41 & 10+52.

CONTRACTOR REPORT NO. \_\_\_\_\_

ADD 1-36"x36"x36" TEE @ STATION 10+87.73. AC PAVEMENT REMOVAL & REPLACEMENT ACROSS JEFFREY.

QTY	EQUIPMENT (B)	HOURS	HOURLY RATE	EXTENSION	LABOR (A)	QTY	HOURS	HOURLY RATE	EXTENSION
1	SKIDSTEER W/ROCKSAW & GRINDER	4	60.00	\$240.00	SUPERINTENDENT	1	4.00	\$105.00	\$420.00
1	SKIPLOADER	4	35.00	\$140.00	OPERATOR	2	4.00	\$90.00	\$720.00
1	BOBTAIL DUMP TRUCK	4	54.00	\$216.00	LABORER/PIPELAYER	2	4.00	\$75.00	\$600.00
2	3/4 TN PICK-UP	4	18.00	\$144.00	FLAGMEN	2	4.00	\$75.00	\$600.00
1	MOBILE-ATHEY SWEEPER	4	135.00	\$540.00					\$0.00
1	KOBELCO 480SK EXCAVATOR	20	225.00	\$4,500.00	SUPERINTENDENT	1	24.00	\$105.00	\$2,520.00
1	DAEWOO 400V LOADER	24	170.00	\$4,080.00	OPERATOR	2	24.00	\$90.00	\$4,320.00
1	48" COMPACTION WHEEL	20	45.00	\$900.00	LABORER/PIPELAYER	4	24.00	\$75.00	\$7,200.00
1	2000 GALLON WATER TRUCK	20	48.00	\$960.00	FLAGMEN	2	24.00	\$75.00	\$3,600.00
4	3/4 TN PICK-UP	24	18.00	\$1,728.00					\$0.00
1	BOBTAIL DUMP TRUCK	24	54.00	\$1,296.00					\$0.00
1	SKIPLOADER	4	35.00	\$140.00					\$0.00
1	ROLLER	4	30.00	\$120.00					\$0.00
1	MDXER/TACK RIG	24	15.00	\$360.00					\$0.00
	<b>subtotal</b>			\$15,364.00					\$0.00

MATERIAL AND/OR WORK DONE BY SPECIALISTS (B)					
DESCRIPTION	QTY.	COST	EXTENSION		
WEST COAST PIPE (LS)	1	\$50,461.92	\$50,461.92		
WELDER (HR)	16	\$85.00	\$1,360.00		
ASPHALT (TN)	15	\$100.00	\$1,500.00		
SE-30 SAND (TN)	150	\$11.00	\$1,650.00		
MISC SAND & CEMENT (DIAPERS & JOINTS)	1	\$200.00	\$200.00		
SHORING (10) & PLATES (6)	64	\$8.00	\$512.00	<b>TOTAL COST OF LABOR</b>	<b>A</b> \$19,980.00
<b>subtotal</b>			\$55,683.92	<b>TOTAL COST OF EQUIP/MATERIALS/WORK</b>	<b>B</b> \$71,047.92

+ MARKUP ON LABOR COST (SEE CONTRACT) % 0.10 (A) \$1,998.00

+ MARKUP ON EQUIPMENT, MATERIAL AND WORKCOST % 0.10 (B) \$7,104.79

**SUB-TOTAL** \$100,130.71

**BOND COST** \$0.00

**TOTAL** \$100,130.71

CONTRACTOR'S REPRESENTATIVE \_\_\_\_\_ DATE \_\_\_\_\_

OWNER'S REPRESENTATIVE \_\_\_\_\_ DATE \_\_\_\_\_

Check box if agreement will be for hours of labor, equipment, and material

Initial box if work is in accordance with "Work" of the SSPWC

(9672.-/LP)

Tel: (714) 593-6575

Fax: (714) 593-6576

**LEATHERWOOD CONSTRUCTION, INC**

17050 BUSHARD STREET, STE-213  
 FOUNTAIN VALLEY, CA 92708

C.C.O. NO. 3 REPORT NO. 6

AMOUNT AUTHORIZED \_\_\_\_\_

PREVIOUS BALANCE \_\_\_\_\_

TODAY \_\_\_\_\_

TO DATE \_\_\_\_\_

CONTRACTOR JOB NO. 2083

CONTRACTOR REPORT NO. \_\_\_\_\_

CONTRACT NO. 4500047426

DATE PERFORMED \_\_\_\_\_

DATE OF REPORT \_\_\_\_\_

WORK PERFORMED FOR ICDC/IRWD

DESCRIPTION OF WORK JEFFREY RD IRWD CAPITAL IMPROVMENTS: DELTA-1  
INSTALL 105 LF-16" CMLC ZONE-B LATERAL TO NEW IRWD BOOSTER  
PUMP STATION. ADD 1-4" OUTLT @ STATION 10+48, ADD 1-16" x16"x16"  
TEE @ STATION 12+00

QTY	EQUIPMENT (B)	HOURS	HOURLY		LABOR (A)	QTY	HOURS	HOURLY	
			RATE	EXTENSION				RATE	EXTENSION
1	KOBELCO 480SK EXCAVATOR	8	225.00	\$1,800.00	SUPERINTENDENT	1	8.00	\$105.00	\$840.00
1	DAEWOO 400V LOADER	8	170.00	\$1,360.00	OPERATOR	2	8.00	\$90.00	\$1,440.00
1	30" COMPACTION WHEEL	8	35.00	\$280.00	LABORER/PIPELAYER	4	8.00	\$75.00	\$2,400.00
1	2000 GALLON WATER TRUCK	8	48.00	\$384.00					\$0.00
4	3/4 TN PICK-UP	8	18.00	\$576.00					\$0.00
1	BOBTAIL DUMP TRUCK	8	54.00	\$432.00					\$0.00
1	1 CY MXER	8	15.00	\$120.00					\$0.00
10	SPEED SHORES	8	1.00	\$80.00					\$0.00
				\$0.00					\$0.00
				\$0.00					\$0.00
				\$0.00					\$0.00
				\$0.00					\$0.00
				\$0.00					\$0.00
				\$0.00					\$0.00
				\$0.00					\$0.00
				\$0.00					\$0.00
<b>subtotal</b>				\$5,032.00					\$0.00

MATERIAL AND/OR WORK DONE BY SPECIALISTS (B)			
DESCRIPTION	QTY.	COST	EXTENSION
WEST COAST PIPE (LS)	1	\$10,800.00	\$10,800.00
WELDER (HR)	8	\$85.00	\$680.00
SE-30 SAND (TN)	70	\$11.00	\$770.00
MISC SAND & CEMENT (DIAPERS & JOINTS)	1	\$100.00	\$100.00
			\$0.00
			\$0.00
<b>subtotal</b>			\$12,350.00

<b>TOTAL COST OF LABOR</b>			<b>A</b>	\$4,680.00
<b>TOTAL COST OF EQUIP/MATERIALS/WORK</b>			<b>B</b>	\$17,382.00
+ MARKUP ON LABOR COST (SEE CONTRACT)	%	0.10	<b>(A)</b>	\$468.00
+ MARKUP ON EQUIPMENT, MATERIAL AND WORKCOST	%	0.10	<b>(B)</b>	\$1,738.20
			<b>SUB-TOTAL</b>	\$24,268.20
			<b>BOND COST</b>	\$0.00
			<b>TOTAL</b>	\$24,268.20

CONTRACTOR'S REPRESENTATIVE \_\_\_\_\_ DATE \_\_\_\_\_

OWNER'S REPRESENTATIVE \_\_\_\_\_ DATE \_\_\_\_\_

Check box if agreement will be for hours of  
 labor, equipment, and material  
 Initial box if work is in accordance with  
 "Work" of the SSPWC

(236-LF)



Tel: (714) 593-6575

Fax: (714) 593-6576

**LEATHERWOOD CONSTRUCTION, INC**

17050 BUSHARD STREET, STE-213

FOUNTAIN VALLEY, CA 92708

CONTRACT NO. 4500047426

DATE PERFORMED \_\_\_\_\_

DATE OF REPORT \_\_\_\_\_

C.C.O. NO. 3 REPORT NO. 12

AMOUNT AUTHORIZED \_\_\_\_\_

PREVIOUS BALANCE \_\_\_\_\_

TODAY \_\_\_\_\_

TO DATE \_\_\_\_\_

CONTRACTOR JOB NO. 2083

CONTRACTOR REPORT NO. \_\_\_\_\_

WORK PERFORMED FOR ICDC/IRWD  
 DESCRIPTION OF WORK JEFFREY RD IRWD CAPITAL IMPROVMENTS: DELTA-1  
ADD 91 LF-20" CMLC ZONE-C LATERAL TO NEW IRWD BOOSTER  
PUMP STATION. ADD 1-20" CMLC 27 BEND @ STATION 10+15.  
AC PAVEMENT REMOVAL & REPLACEMENT ACROSS JEFFREY.

QTY	EQUIPMENT (B)	HOURS	HOURLY RATE	EXTENSION	LABOR (A)	QTY	HOURS	HOURLY RATE	EXTENSION
1	SKIDSTEER W/ROCKSAW & GRINDER	4	60.00	\$240.00	SUPERINTENDENT	1	4.00	\$105.00	\$420.00
1	SKIPLOADER	4	35.00	\$140.00	OPERATOR	2	4.00	\$90.00	\$720.00
1	BOBTAIL DUMP TRUCK	4	54.00	\$216.00	LABORER/PIPELAYER	2	4.00	\$75.00	\$600.00
2	3/4 TN PICK-UP	4	18.00	\$144.00	FLAGMEN	2	4.00	\$75.00	\$600.00
1	MOBILE-ATHEY SWEEPER	4	135.00	\$540.00					\$0.00
1	KOBELCO 480SK EXCAVATOR	12	225.00	\$2,700.00	SUPERINTENDENT	1	16.00	\$105.00	\$1,680.00
1	DAEWOO 400V LOADER	16	170.00	\$2,720.00	OPERATOR	2	16.00	\$90.00	\$2,880.00
1	48" COMPACTION WHEEL	12	45.00	\$540.00	LABORER/PIPELAYER	4	16.00	\$75.00	\$4,800.00
1	2000 GALLON WATER TRUCK	12	48.00	\$576.00	FLAGMEN	2	16.00	\$75.00	\$2,400.00
4	3/4 TN PICK-UP	16	18.00	\$1,152.00					\$0.00
1	BOBTAIL DUMP TRUCK	16	54.00	\$864.00					\$0.00
1	SKIPLOADER	4	35.00	\$140.00					\$0.00
1	ROLLER	4	30.00	\$120.00					\$0.00
1	MIXER/TACK RIG	16	15.00	\$240.00					\$0.00
	<b>subtotal</b>			\$10,332.00					\$0.00

MATERIAL AND/OR WORK DONE BY SPECIALISTS (B)					
DESCRIPTION	QTY.	COST	EXTENSION		
WEST COAST PIPE (LS)	1	\$10,000.00	\$10,000.00		
WELDER (HR)	12	\$85.00	\$1,020.00		
ASPHALT (TN)	15	\$100.00	\$1,500.00		
SE-30 SAND (TN)	70	\$11.00	\$770.00		
MISC SAND & CEMENT (DIAPERS & JOINTS)	1	\$200.00	\$200.00		
SHORING (10) & PLATES (6)	32	\$8.00	\$256.00	<b>TOTAL COST OF LABOR</b>	<b>A \$14,100.00</b>
<b>subtotal</b>			\$13,746.00	<b>TOTAL COST OF EQUIP/MATERIALS/WORK</b>	<b>B \$24,078.00</b>

+ MARKUP ON LABOR COST (SEE CONTRACT)	%	0.10	(A)	\$1,410.00
+ MARKUP ON EQUIPMENT, MATERIAL AND WORKCOST	%	0.10	(B)	\$2,407.80
			<b>SUB-TOTAL</b>	<b>\$41,995.80</b>
			<b>BOND COST</b>	<b>\$0.00</b>
			<b>TOTAL</b>	<b>\$41,995.80</b>

CONTRACTOR'S REPRESENTATIVE \_\_\_\_\_ DATE \_\_\_\_\_

OWNER'S REPRESENTATIVE \_\_\_\_\_ DATE \_\_\_\_\_

Check box if agreement will be for hours of \_\_\_\_\_  
 labor, equipment, and material

Initial box if work is in accordance with \_\_\_\_\_  
 "work" of the SSPWC

( \* 461.-/LF )

Tel: (714) 593-6575  
 Fax: (714) 593-6576

**LEATHERWOOD CONSTRUCTION, INC**  
 17050 BUSHARD STREET, STE-213  
 FOUNTAIN VALLEY, CA 92708

C.C.O. NO. 3 REPORT NO. 14

CONTRACT NO. 4500047426

DATE PERFORMED \_\_\_\_\_

AMOUNT AUTHORIZED \_\_\_\_\_

DATE OF REPORT \_\_\_\_\_

PREVIOUS BALANCE \_\_\_\_\_

WORK PERFORMED FOR ICDC/IRWD

TODAY \_\_\_\_\_

DESCRIPTION OF WORK JEFFREY RD IRWD CAPITAL IMPROVMENTS: DELTA-1

TO DATE \_\_\_\_\_

ADD 1-20" BFV, CL-150 TO 20" RW ZONE-C PER IRWD DIRECTION CONTRACTOR JOB NO. 2083

WCP: WELD 2 EA - 20" CL-150, TYPE-E FLANGE TO 20" CMLC TEE & PIPE. CONTRACTOR REPORT NO. \_\_\_\_\_

QTY	EQUIPMENT (B)	HOURS	HOURLY		LABOR (A)	QTY	HOURS	HOURLY	
			RATE	EXTENSION				RATE	EXTENSION
1	CAT-420D BACKHOE	4	48.00	\$192.00	OPERATOR	1	4.00	\$90.00	\$360.00
1	3/4 TN PICK-UP	4	18.00	\$72.00	PIPELAYER/LABORER	1	4.00	\$75.00	\$300.00
1	185 CFM COMPRESSOR	4	18.00	\$72.00					\$0.00
				\$0.00					\$0.00
				\$0.00					\$0.00
				\$0.00					\$0.00
				\$0.00					\$0.00
				\$0.00					\$0.00
				\$0.00					\$0.00
				\$0.00					\$0.00
				\$0.00					\$0.00
				\$0.00					\$0.00
				\$0.00					\$0.00
				\$0.00					\$0.00
				\$0.00					\$0.00
				\$0.00					\$0.00
				\$0.00					\$0.00
	<b>subtotal</b>			\$336.00					\$0.00

MATERIAL AND/OR WORK DONE BY SPECIALISTS (B)					
DESCRIPTION	QTY.	COST	EXTENSION		
S&J SUPPLY (LS)	1	\$1,730.16	\$1,730.16		
C. WELLS SUPPLY (LS)	1	\$4,320.00	\$4,320.00		
WEST COAST PIPE (LS)	1	\$1,566.00	\$1,566.00		
ADJUST WV TO FG	1	\$350.00	\$350.00		
BI-DIRECTIONAL TESTING	1	\$400.00	\$400.00		
			\$0.00	<b>TOTAL COST OF LABOR</b>	<b>A \$660.00</b>
<b>subtotal</b>			\$8,366.16	<b>TOTAL COST OF EQUIP/MATERIALS/WORK</b>	<b>B \$8,702.16</b>

+ MARKUP ON LABOR COST (SEE CONTRACT)	%	0.10	(A)	\$66.00
+ MARKUP ON EQUIPMENT, MATERIAL AND WORKCOST	%	0.10	(B)	\$870.22
			<b>SUB-TOTAL</b>	<b>\$10,298.38</b>
			<b>BOND COST</b>	<b>\$0.00</b>
			<b>TOTAL</b>	<b>\$10,298.38</b>

CONTRACTOR'S REPRESENTATIVE \_\_\_\_\_ DATE \_\_\_\_\_

Check box if agreement will be for hours of  
 labor, equipment, and material  
 Initial box if work is in accordance with  
 d Work" of the SSPWC

OWNER'S REPRESENTATIVE \_\_\_\_\_ DATE \_\_\_\_\_

# S&J Supply Co., Inc.

# Quotation

13105 FLORENCE AVE, SANTA FE SPRINGS, CA 90670  
PH (562) 944-7433 FAX (562) 944-7224

**CUST:** LEATHERWOOD  
**ATTN:** BOBBY  
**SPEC:** IRWD  
**JOB:** JEFFREY RD IRWD CAPITAL IMPROVMENTS  
**SITE:** DELTA-1: ADD 20" BFV, CL-150 TO 20" RW, ZONE-C

**QUOTE #**  
**DATE:** 4/23/2013  
**BID DATE:** NA  
**EXPIRES:**  
**BID TIME:** NA  
**TOTAL PAGES:** 1

DESCRIPTION	QNTY	UM	PRICE	TOTAL
20" BFV, CL-150 (C. WELLSS)	0	EA	\$ -	\$ -
20" NBG SS316 BBM	2	EA	\$ 699.00	\$ 1,398.00
IRWD VB & RISER PIPE	1	EA	\$ 115.00	\$ 115.00
VALVE STEM EXTENSION	1	EA	\$ 89.00	\$ 89.00
				\$ -
				\$ -
				\$ -
				\$ -
				\$ -
<b>BID SUB TOTAL</b>				<b>\$ 1,602.00</b>
<b>TAX 8.00%</b>				<b>\$ 128.16</b>
<b>BID TOTAL</b>				<b>\$ 1,730.16</b>



**WEST COAST PIPE, INC.**  
 2180 N. Locust Avenue  
 Cement Linings, Coatings and Fabrication  
 Rialto, CA 92377  
 (909) 356-5670 Fax (909) 356-4229

Date: 4/4/2013

Project: **Jeffrey Road Domestic & Recycled Water Improvements**  
**IRWD-Delta revisions**

West Coast Pipe, Inc. is pleased to provide this quotation for your review and consideration. This project is quoted as a complete engineered pipeline. Should you have any questions or comments, please do not hesitate to contact me at your earliest convenience.

## Delta Revisions

Pricing Table (See Special Terms & Conditions)					
Item No.	Description	Qty.	Unit	Unit Price	Total
206 <i>(3-4)</i>	36" Zone A Delta 1 revisions Added 37" .250 wall steel pipe cmc, 2 each 37" fabricated elbows, 36" fabricated steel tee with Crotch plate reinforcement, 37" buttstrap and 9' spool	1	LF	\$46,724.00 <i>Tax '0</i>	\$46,724.00 <i>(50,461.92)</i>
215 <i>(3-6)</i> <i>(3-8)</i>	16" Zone B Delta 1 revisions (RW-4 and RW-7) 105' of 17-3/8"OD steel pipe cmc, 4" flanged outlet at sta 10 + 48, 2 each fabricated angle deflections	1	Ea	\$12,524.00 <i>Tax '0</i>	\$12,524.00 <i>(13,525.92)</i>
226 <i>(3-9)</i>	16" POC --(Dtl 8 on sht D-2) 16" x 12" spl at POC, 2 each 17" buttstraps, 12" flanged nozzle with reinforcement, 16" x 12" tee, and 2 each 16" flange x pe spools cmc	1	Ea	\$4,727.00 <i>Tax '0</i>	\$4,727.00 <i>(5,105.16)</i>
233 <i>(3-10)</i>	36" Siphon 103' of 37-7/8"OD .250 wall steel pipe cmc, 94° fabricated elbow cmc and (1) 7.02° fabricated elbow cmc	1	ea	\$23,354.00 <i>Tax '0</i>	\$23,354.00 <i>(25,222.32)</i>
233	36" Deduct of 225' of steel pipe	-103	LF	\$93.33	-\$9,612.99
237 <i>(3-12)</i>  <i>(3-11)</i>	20" Zone C Lateral Relocation 91' of added 20" Riping cmc, 27° fabricated elbow, 4" flanged nozzle, 16" dish head with fabricated outlets, 16" fabricated tee and 2 each 16" buttstraps with handholes and plugs	1	ea	\$13,077.00 <i>Tax '0</i>	\$13,077.00 <i>(14,123.16)</i>
<i>Total</i>					\$90,793.01

**Special Terms and Conditions**

1. Due to the current unpredictability of the steel market prices are held firm for 60 Calendar days after date of bid as long as a Letter of Intent is issued within 30 Calendar days after date of bid subject to availability.

**Standard terms and conditions**

1. Prices quoted are delivered to job site based on full truckload quantities with job site being accessible for conventional trucks to operate under their own power. Customer is to off load. (1) hour is allowed per truck unloading each trailer. Additional standby time will be subject to charge.
2. Prices are subject to applicable sales tax.
3. Terms are net 30 days from date of invoice.
- 4.
5. Delay in shipment may be subject to storage fees.
6. *Exception is taken to all valves, meters, hydrant heads, piping other than steel below 4", expansion joints, sleeve couplings, ductile iron, pvc, and nut, bolt, and gasket kits.*
7. All materials are in strict accordance with the project plans.
8. Prices are held firm for 60 Calendar days after date of bid as long as a Letter of Intent is issued within 30 Calendar days after the bid subject to availability. Any changes in the scope of the project are subject to a re-quote.
9. Delivery dates will be confirmed at time of order release and will remain firm. However, any mechanical failure, inclement weather or conditions beyond the control of WCP may effect the actual delivery date holding WCP harmless of any Liquidated Damages

**TERMS: NET 30 DAYS, NO RETENTION**

**DELIVERY: x - x WEEKS AFTER RECEIVING APPROVED SHOP DRAWINGS**

Completion is based upon receipt of purchase order and is subject to WCPL workload, and inclement

**F.O.B. Job Site**

*Accepted in accordance with terms and conditions herein expressed.*

*Subject to award of contract to the undersigned.*

Should you have any questions regarding this quotation, please do not hesitate to contact me at this office.

Thank you,

**Lyle McCullough**  
Extension 217



**WEST  
COAST  
PIPE**

**FROM: Lyle McCullough**  
 2180 N. Locust Ave, Rialto, CA 92377  
 ph (909) 358-5670 X214 fax (909) 356-4229  
[LMC@westcoastpipe.com](mailto:LMC@westcoastpipe.com)

**Date:** April 24, 2013

**Quotation**

**To:** Bobby

**Company: Leatherwood Construction**

**Fax:**

**Job: IRWD IRWD Jeffrey Road 16" Zone B**

**Phone:** 714-593-2400

20" Booster Pump station lateral

Quote # L-042413

Qty	Unit	Description	Cost Per Unit
2	ea	20" CL E bored flanges added to 20" tee At the 16" Zone B 20" Booster Pump Station Lateral	\$725.00

**F.O.B. Point:** Delivered

**TOTAL** \$1,450.00

**Delivery Date:**

TAX 11.08

**Remarks:**

\$1,566.00

Visit us at [www.WestCoastPipe.com](http://www.WestCoastPipe.com)

PHONE QUOTE

Project: JEFFREY RD - LAND CAPITAL Trade/Item: 20" BFV, CL-150  
 Bidder: C. WELLS SUPPLY Time: 4:00PM Date: 4/18/13  
 Phone: (714) 229-8340 Contact: CHRIS WELLS License # \_\_\_\_\_  
 Address: \_\_\_\_\_ Quote # \_\_\_\_\_  
 City/Zip: \_\_\_\_\_ Addendums Noted: # \_\_\_\_\_, # \_\_\_\_\_, # \_\_\_\_\_, # \_\_\_\_\_ None: \_\_\_\_\_  
 Minority: Yes \_\_\_ No \_\_\_ WBE \_\_\_ Union: Yes \_\_\_ No \_\_\_ Bondable: Yes \_\_\_ No \_\_\_  
 Per Plans & Specs ( ) Tax Included ( ) Rate: \_\_\_\_\_  
 Furnished & Installed ( ) F.O.B. Jobsite ( ) Base Bid: \$ \_\_\_\_\_

Description	Item #	Quantity	Unit Price	Unit	Total
20" BFV, CL-150 (LAND SPEC)		1	4,000.-	EA	4,000.-
			(8%)	WAGE	320.-
					<b>4,320.-</b>
CHARLIE TUNA		1	400.-	EA	400.-
(4/19/13) @ 2:15 PM					

Includes:

---



---



---

Excludes:

---



---



---

Cost of Exclusions: \_\_\_\_\_

By: [Signature]

Microsoft Excel - Phone Quote Sheet.xls  
0/14/02

08  
July 22, 2013  
Prepared by: J. Smyth/M. Cortez  
Submitted by: K. Burton *KLB*  
Approved by: Paul Cook *PC*

## ACTION CALENDAR

### THREE-YEAR CATHODIC PROTECTION MONITORING PROGRAM CONSULTANT SELECTION FOR FISCAL YEARS 2013-14 THROUGH 2015-16

#### SUMMARY:

The District uses cathodic protection systems to protect essential metallic pipelines and steel tank reservoirs identified as having a high rate of corrosion potential. These cathodic protection systems require periodic monitoring, evaluation and adjustment to ensure optimal protection of the pipelines and structures. The District routinely utilizes consultant services to perform these functions. Staff recommends that the Board authorize the General Manager to execute a Professional Services Agreement with RBF Consulting (RBF) in the amount of \$236,505 for the Cathodic Protection Monitoring Program for FY 2013-14 through FY 2015-16.

#### BACKGROUND:

The District uses impressed current and galvanic cathodic protection systems (CP Systems) to protect metallic pipelines and reservoirs from corrosion. CP Systems utilize anode beds and electric current requiring periodic monitoring, evaluation and adjustment to ensure optimal protection of the facilities. The District has routinely utilized consultant services to monitor, evaluate and adjust the 19 metallic pipeline and 13 steel tank reservoir CP Systems for a two-year period. This monitoring contract will be for a three-year period and includes the addition of three pipelines and five steel reservoirs due to the recent CP System installation on the University Drive and Kelvin Avenue pipelines and on the Santiago Canyon reservoirs.

#### Consultant Selection:

A Request for Proposal was issued on May 13, 2013 to five corrosion consultants: Corpro Companies, Farwest Corrosion, HDR/Schiff, RBF and R.F. Yeager Engineering. Of the five consultants, Farwest declined to attend the pre-proposal meeting and did not submit a proposal. Staff evaluated the proposals using the consultants' team, project approach, and relevant experience as criteria. The Selection Matrix is attached as Exhibit "A". RBF based its proposed labor hours on their current experience performing as the incumbent cathodic protection monitoring consultant. Their amount is consistent with the hours used in the previous eight years of the program. R.F. Yeager Engineering's and HDR/Schiff's proposed labor hours for data collection are lower than what is expected to monitor the 18 reservoirs and approximately 67 miles of pipelines with approximately 500 test stations. Although RBF's fee is slightly higher than the others, RBF has provided excellent service for the past two years, has maintained their schedule, and kept costs within budget. RBF has also provided value-added services, e.g. GPS location aerial exhibits of the test stations. Staff ranked RBF as the best consultant and recommends awarding a three-year Professional Service Agreement for cathodic protection monitoring to RBF in the amount of \$236,505. RBF's proposal is attached as Exhibit "B".

Action Calendar: Three-Year Cathodic Protection Monitoring Program Consultant Selection for Fiscal Years 2013-14 Through 2015-16

July 22, 2013

Page 2

**FISCAL IMPACTS:**

Funding for the Cathodic Protection Monitoring Program is included in the FY 2013-14 Operating Budget. Staff will include the needed funding in the FY 2014-15 and FY 2015-16 Operating Budgets.

**ENVIRONMENTAL COMPLIANCE:**

This activity is exempt from the California Environmental Quality Act (CEQA) as authorized under the California Code of Regulations, Title 14, Chapter 3, Section 15268, Ministerial Projects.

**COMMITTEE STATUS:**

This item was reviewed by the Engineering and Operations Committee on July 16, 2013.

**RECOMMENDATION:**

THAT THE BOARD AUTHORIZE THE GENERAL MANAGER TO EXECUTE A PROFESSIONAL SERVICES AGREEMENT WITH RBF CONSULTING FOR \$236,505 FOR THE THREE-YEAR CATHODIC PROTECTION MONITORING PROGRAM FOR FY 2013-14 THROUGH FY 2015-16.

**LIST OF EXHIBITS:**

Exhibit "A" – Consultant Selection Matrix

Exhibit "B" – RBF Consulting's Scope of Work and Fee Proposal

**EXHIBIT "A"**  
**Consultant Selection Matrix**  
**Three-Year Cathodic Protection Monitoring Program**  
**For FY2013-14 Through FY2015-16**

Item	Description	Weights	Corrpro	RF Yeager	HDR/Schiff	RBF
<b>A</b>	<b><u>TECHNICAL APPROACH</u></b>	<b>60%</b>				
1	Project Understanding	30%	2	4	3	1
2	Scope of Work/Responsiveness to RFP	30%	3	4	2	1
3	Proposal Approach	20%	3	4	2	1
4	Man Hour Estimates	20%	2	4	3	1
	Weighted Score (Technical Approach)		2.5	4	2.5	1
<b>B</b>	<b><u>EXPERIENCE</u></b>	<b>40%</b>				
1	Project Manager	35%	4	2	3	1
2	Project Engineers	40%	3	2	4	1
3	Completed similar projects including IRWD	15%	2	3	4	1
4	Local Office	10%	1	4	2	3
	Weighted Score (Experience)		3	2.35	3.45	1.2
	<b>COMBINED WEIGHTED SCORE</b>		<b>2.7</b>	<b>3.34</b>	<b>2.88</b>	<b>1.08</b>
<b>C</b>	<b><u>OTHER (Yes/No)</u></b>					
1	Schedule		Y	Y	Y	Y
2	Insurance		Y	Y	N	Y
3	Joint Venture		N	N	N	N
4	Conflict of Interest		N	N	N	N
<b>D</b>	<b><u>SCOPE OF WORK</u></b>					
1	Initial Background Material Review		72	28	64	3
2	Initial Data Collection		948	480	704	1,044
3	CP System Adjustments		102	72	64	Included
4	Initial Report and Comments Meeting		102	134	244	72
5	Quarterly Data		486	360	120	648
6	Final Report and Comments Meeting		120	120	264	60
7	90 Hrs. As Needed Troubleshooting		90	90	90	90
	<b>3-Year Total Labor Hours</b>		<b>1,920</b>	<b>1,284</b>	<b>1,550</b>	<b>1,917</b>
	<b>3-YEAR TOTAL FEE AMOUNT</b>		<b>\$224,310</b>	<b>\$159,945</b>	<b>\$225,600</b>	<b>\$236,505</b>
	<b>FINAL CONSULTANT RANKING</b>		<b>2</b>	<b>4</b>	<b>3</b>	<b>1</b>
	FORCED RANKINGS:					
	1 - Highest					
	4 - Lowest					







## **SECTION I: PROJECT UNDERSTANDING/APPROACH/SCOPE OF WORK**

### **General**

RBF Consulting's project understanding and approach for monitoring the impressed current and galvanic cathodic protection systems is based on our discussion with IRWD Staff, site visits, and successful experience on the previous monitoring and survey projects performed for Irvine Ranch Water District (Santiago Aqueduct Commission) and other Districts.

### **PROJECT UNDERSTANDING AND APPROACH**

It is our understanding that this project is part of IRWD's on-going operation of maintaining their water facilities. The monitoring of the 17 impressed current cathodic protection (ICCP) systems and 2 galvanic systems for various pipelines, totaling approximately 67 miles with 20 reservoirs (6 rectifiers, 13 galvanic) is part of the District's annual maintenance program. The program ensures safe operation of the cathodic protection systems and integrity of existing structures.

A thorough survey and rectifier adjustment is crucial in maintaining the longevity of equipment and facilities. Our approach assumes that all rectifiers are operational and in proper working order.

### **PROJECT SCOPE**

The proposed scope of work includes the following Tasks:

The RBF team will utilize the same techniques which have proven to be successful from the previous monitoring program (FY 2011/2012 and 2012/2013).

#### **Kickoff Meeting**

A kickoff for the next fiscal year program will be initiated during the Final Review Meeting between RBF and IRWD.

#### **Task 1 - Initial Background Material Review**

Due to RBF's on-going contracts with IRWD, most of the background material for the majority of pipelines has already been collected. RBF's involvement with the previous monitoring project and construction phase assistance for the newly constructed CP systems will allow us to "hit the ground running" with minimal additional background material. As in the past projects, additional background material for the added pipelines/reservoirs includes but not limited to the following:



- Atlas maps
- As-Built drawings
- Potential readings: All previous potential readings will be provided to the consultant by IRWD in tabular form where available. GPS data, northing/easting, and/or latitude/longitude data of test station locations will be supplied.
- Rectifier Readings: All previous rectifier readings will be provided to the consultant by IRWD in tabular form where available.
- Reservoir internal inspection reports (as needed).
- Historical cathodic protection reports and recommendations (as needed).

### **Task 2 — Initial Data Collection**

RBF will collect the following data to ensure CP systems are operating in accordance with NACE standards:

- For pipelines:
  - Collect CPTS pipe-to-soil potentials with rectifier on and instant off. It is understood that approximately 50 CTS's are missing or paved over. Obtaining data for these CTS's are not included within the scope.
- For reservoirs:
  - Tank-to-water potentials at the bottom and every 1' of elevation
  - Tank bottom-to-soil potentials at four compass points
- Collect rectifier output and anode readings for pipelines and reservoirs
- Recommend repair and maintenance items discovered during data collection to be corrected by IRWD.
- IRWD will assist with traffic control in obtaining data for 6 particular areas of pipelines 7 (University), 42 (Dyer Road), and 79 (Green Acres Pipeline).

### **Task 3 — Impressed Current Cathodic Protection System Adjustments**

Adjustments will be made to the ICCP systems in order to provide the optimum level of protection for the pipelines and reservoirs in accordance with NACE International standards including RP-0169-02 Control of External Corrosion on Underground or Submerged Piping Systems, RP-0196 Internal Galvanic CP for Water Tanks, RP-0193 External On-Grade Tank Bottoms, RP-0388 Internal ICCP for Water Tanks. This effort has been combined with Task 2 on the fee schedule.

### **Task 4 – Initial Report**

The draft Initial Report of the baseline data will be submitted to IRWD within eight (8) weeks after the Notice to Proceed. Four (4) copies and one electronic copy in PDF format will be submitted to IRWD for review. A comments meeting will follow IRWD's review of the draft Initial Report. Four (4) weeks following the comments meeting, four (4) hardcopies and an electronic file for the Initial Report, including incorporated comments, will be submitted. Please refer to the schedule found in Section III.



### **Task 5 – Quarterly Data and Updates**

Monitor rectifier output/anode readings and adjust the ICCP systems as needed for the three quarters following Tasks 1 thru 3. The budget reflects quarterly readings of rectifier anodes, anodes midway between rectifiers and at end locations of pipelines. RBF will provide updates to IRWD in a technical memorandum format for each quarterly reading.

Reservoirs with galvanic cathodic protection systems will not be included in the quarterly data collection. These systems are only tested once per year.

### **Task 6 – Final Report**

The draft Final Report is to be submitted to IRWD following the 3rd quarter data collection. Four (4) hardcopies and one electronic copy in PDF format will be submitted to IRWD for review. A comment meeting will follow IRWD's review of the draft Final Report. Within four (4) weeks following the comments meeting, four (4) hardcopies and an electronic file for the Final Report, including incorporated comments, will be submitted.

The final report shall be prepared, including the following:

- a. Presentation of the initial, quarterly and final data in tabular and graphical form which shall include the data observations and results of the field surveys, calculations, estimates, analyses, and the engineer's recommendations.
- b. Determination of interference on project pipelines from other cathodic protection systems and/or stray currents.  
RBF will be watchful for various facilities in the areas of the pipelines:
  - Overhead and buried power lines
  - Any pumping facilities with variable speed drives (sewer plants, lift stations, irrigation pumps, etc.)
  - Other purveyors' rectifiers in close proximity to the water systems namely petroleum gas lines.All of which are potential sources of stray current that could affect the District's CP systems. Stray currents will more than likely be noticed during rectifier adjustments when a scope is used for the adjustment process. RBF will update the District on any findings of stray current and measures to be taken to protect the District's facilities.
- c. Negative impacts on adjacent pipelines and recommendations for corrective measures.
- d. Summary of cathodic protection system adjustments.



- e. Recommendations for repair and maintenance items discovered during data collection to be corrected by IRWD.
- f. Recommendations for the type and extent of additional cathodic protection facilities including test stations, bonds or insulators that might be needed.
- g. Recommendations for the repair or replacement of cathodic protection facilities including anodes, rectifiers, permanent reference cell electrodes, and additional test stations.
- h. An engineer's estimate of the design and construction costs of recommended facilities.

### **Task 7 – Troubleshooting**

As requested in the RFP, thirty (30) hours of troubleshooting has been included within each fiscal year fee schedule. The hours are broken out to include field and office time. This task will be considered a time and materials effort and will only be used if needed.

### **Value-Added Measures**

There are various measures that RBF will provide as a value added scope for IRWD.

#### Creation of Exhibits Using IRWD's GIS Database

RBF can incorporate information found in the field using GPS coordinates and combine this with GIS data provided from IRWD in order to create exhibits for the report and comment meeting. RBF has found that these exhibits aid in the review meeting discussion so that all staff are aware of the specific location(s) under review. Updates to past exhibits can be prepared and included within the report.

#### Revision Changes to As-Built Drawings

During the data collection process, should test stations be located in areas that are not consistent with as-built drawings, RBF will assist the District in red lining plans to correct the plan document.

#### General Rectifier Condition Assessment

During the readings and adjustment of rectifiers, RBF will measure the output ohm resistance on the deep anode wells. This can provide an estimated life expectancy of the anode well. The life span of this costly item will be an important factor for budgeting purposes.

Another factor that affects the rectifier life expectancy is the condition of vent lines from the anode. This vent must be open to allow either chlorine or oxygen gas to dissipate. In many situations, RBF has found this vent line capped, damaged, or improperly constructed resulting in the termination of the anode well. More often, a new anode well must be constructed.



The general interior and exterior of rectifiers must also be checked for general potential safety problems. Typically, safety concerns are related to older rectifier units. As an example, rectifiers must have a current disconnect on the outside of the cabinet. And, in general, rodents frequently nest in rectifier cabinet boxes, causing rectifiers to short out causing costly repairs. RBF will assess these items and provide updates and recommendations for the District.

#### Traffic Control Plans

RBF is capable of creating traffic control plans should they be required as part of an encroachment permit requirement. RBF has previous background history in providing traffic control measures for the City of Irvine. Traffic control plans can be created in-house to ensure a timely and quality product.

#### **Assumptions:**

The proposed scope of work does not include Corrosion Services for the following:

- Design, construction or inspection of new facilities.
- Failure analysis.
- Repair and/or replacement of cathodic protection stations or damaged or missing cathodic test stations other than those listed above.

It is anticipated that these services would be provided for under a separate agreement, if required.

**FEE PROPOSAL**  
**IRWD Corrosion Services for CP Rectifier Monitoring for Fiscal Year 2013-2014**

Task Description	Project Manager	Corrosion Engineer (QC)	Corrosion Tech	Clerical Eng Aid	Total Estimated Hours	Direct Fees	Total Estimated Fee
		\$ 170.00	\$ 175.00	\$ 115.00	\$ 75.00		
Kickoff Meeting (to be performed at Previous Fiscal Year Final Meeting)	0		0		0		\$ -
1 Initial Background Material Review	0	0	1		1		\$ 115.00
2 Initial Data Collection							\$ -
Pipelines	8	8	240	8	264		\$ 30,960.00
Reservoirs	40	4	40		84		\$ 12,100.00
3 ICCP Adjustments (Included within Task 2)							
4 Initial Report	4	2	12		18		\$ 2,410.00
Comments Meeting	3		3		6		\$ 855.00
5 Quarterly Data							
2nd Quarter	2	2	66	2	72		\$ 8,430.00
3rd Quarter	2	2	66	2	72		\$ 8,430.00
4th Quarter	2	2	66	2	72		\$ 8,430.00
6 Final Report	4	2	8		14		\$ 1,950.00
Comments Meeting	3		3		6		\$ 855.00
7 Troubleshooting	2	4	24		30		\$ 3,800.00
Reproductions						\$ 500	\$ 500.00
<b>Total</b>	<b>70</b>	<b>26</b>	<b>529</b>	<b>8</b>	<b>639</b>	<b>\$ 500</b>	<b>\$ 78,835.00</b>

Fees have been discounted by showing the same rates for all three fiscal year periods (2013/2014, 2014/2015, 2015/2016).

**FEE PROPOSAL**  
**IRWD Corrosion Services for CP Rectifier Monitoring for Fiscal Year 2014-2015**

Task Description	Project Manager	Corrosion Engineer (QC)	Corrosion Tech	Clerical Eng Aid	Total Estimated Hours	Direct Fees	Total Estimated Fee
		\$ 170.00	\$ 175.00	\$ 115.00	\$ 75.00		
Kickoff Meeting (to be performed at Previous Fiscal Year Final Meeting)	0		0		0		\$ -
1 Initial Background Material Review	0	0	1		1		\$ 115.00
2 Initial Data Collection							\$ -
Pipelines	8	8	240	8	264		\$ 30,960.00
Reservoirs	40	4	40		84		\$ 12,100.00
3 ICCP Adjustments (Included within Task 2)							
4 Initial Report	4	2	12		18		\$ 2,410.00
Comments Meeting	3		3		6		\$ 855.00
5 Quarterly Data							
2nd Quarter	2	2	66	2	72		\$ 8,430.00
3rd Quarter	2	2	66	2	72		\$ 8,430.00
4th Quarter	2	2	66	2	72		\$ 8,430.00
6 Final Report	4	2	8		14		\$ 1,950.00
Comments Meeting	3		3		6		\$ 855.00
7 Troubleshooting	2	4	24		30		\$ 3,800.00
Reproductions						\$ 500	\$ 500.00
<b>Total</b>	<b>70</b>	<b>26</b>	<b>529</b>	<b>8</b>	<b>639</b>	<b>\$ 500</b>	<b>\$ 78,835.00</b>

**Fees have been discounted by showing the same rates for all three fiscal year periods (2013/2014, 2014/2015, 2015/2016).**

**FEE PROPOSAL**  
**IRWD Corrosion Services for CP Rectifier Monitoring for Fiscal Year 2015-2016**

Task Description	Project Manager	Corrosion Engineer (QC)	Corrosion Tech	Clerical Eng Aid	Total Estimated Hours	Direct Fees	Total Estimated Fee
	\$ 170.00	\$ 175.00	\$ 115.00	\$ 75.00			
Kickoff Meeting (to be performed at Previous Fiscal Year Final Meeting)	0		0		0		\$ -
1 Initial Background Material Review	0	0	1		1		\$ 115.00
2 Initial Data Collection							\$ -
Pipelines	8	8	240	8	264		\$ 30,960.00
Reservoirs	40	4	40		84		\$ 12,100.00
3 ICCP Adjustments (Included within Task 2)							
4 Initial Report	4	2	12		18		\$ 2,410.00
Comments Meeting	3		3		6		\$ 855.00
5 Quarterly Data							
2nd Quarter	2	2	66	2	72		\$ 8,430.00
3rd Quarter	2	2	66	2	72		\$ 8,430.00
4th Quarter	2	2	66	2	72		\$ 8,430.00
6 Final Report	4	2	8		14		\$ 1,950.00
Comments Meeting	3		3		6		\$ 855.00
7 Troubleshooting	2	4	24		30		\$ 3,800.00
Reproductions						\$ 500	\$ 500.00
<b>Total</b>	<b>70</b>	<b>26</b>	<b>529</b>	<b>8</b>	<b>639</b>	<b>\$ 500</b>	<b>\$ 78,835.00</b>

Fees have been discounted by showing the same rates for all three fiscal year periods (2013/2014, 2014/2015, 2015/2016).